

GEBERIT AG FUTURE (GBRI) - EUX/202406

2024/05/31 18:42:50

Price
550.8686 CHF

Difference  -1.08% (-6.03)

General attributes

Symbol	GBRIM24
Exchange	Eurex
Currency	CHF
Security type	Future
Underlying	GEBERIT AG
Maturity	06-2024
Contract size	100

Market data

Bid (Bid size)	- CHF (-)
Ask (Ask size)	- CHF (-)
Open	550.8686 CHF
High	550.8686 CHF
Low	550.8686 CHF
Close (prev. day)	556.8962 CHF
Underlying	GEBERIT AG
Underlying price (date)	550.40 (24/05/31)
Settlement price (date)	550.87 (24/05/31)
Open Interest	1,875

Performance and Risk

	6m	1y	3y
Perf (%)	+14.03%	+14.82%	-
Perf (abs.)	+67.79	+71.11	-
Beta	-	-	-
Volatility	22.35	24.28	-

Futures and Options

Related Futures	-
Related Options	-












5y

Information about previous performance does not guarantee future performance.
Source: FactSet

Price data

Ø price 5 days Ø volume 5 days (pcs.)	558.5606 CHF (0)
Ø price 30 days Ø volume 30 days (pcs.)	535.1269 CHF (106)
Ø price 100 days Ø volume 100 days (pcs.)	513.7727 CHF (62)
Ø price 250 days Ø volume 250 days (pcs.)	485.0301 CHF (25)
YTD High date	569.4457 CHF (2024/05/24)
YTD Low date	479.3161 CHF (2024/01/18)
52 Weeks High date	569.4457 CHF (2024/05/24)
52 Weeks Low date	410.2108 CHF (2023/10/25)

Recent Research

on underlying	on sector	on market	
Date		Headline	Download
2022/12/19		Global Equity Ratings	
2022/12/19		Aktienempfehlungen Global	
2022/11/28		Global Equity Ratings	
2022/11/28		Aktienempfehlungen Global	
2022/11/18		Global Equity Ratings	