

# GEBERIT AG FUTURE (GBRI) - EUX/202406

2024/05/16 18:30:42

Price  
**566.4202** CHF

Difference  -0.11% (-0.63)

### General attributes

Symbol	GBRIM24
Exchange	Eurex
Currency	CHF
Security type	Future
Underlying	GEBERIT AG
Maturity	06-2024
Contract size	100

### Market data

Bid (Bid size)	- CHF (-)
Ask (Ask size)	- CHF (-)
Open	566.4202 CHF
High	566.4202 CHF
Low	566.4202 CHF
Close (prev. day)	567.0463 CHF
Underlying	GEBERIT AG
Underlying price (date)	559.60 (24/05/17)
Settlement price (date)	566.42 (24/05/16)
Open Interest	1,875

### Performance and Risk

	6m	1y	3y
Perf (%)	+21.84%	-	-
Perf (abs.)	+101.53	-	-
Beta	-	-	-
Volatility	22.35	-	-

### Futures and Options

Related Futures	-
Related Options	-












Information about previous performance does not guarantee future performance.  
Source: FactSet

### Price data

Ø price 5 days   Ø volume 5 days (pcs.)	558.3435 CHF (0)
Ø price 30 days   Ø volume 30 days (pcs.)	513.0218 CHF (207)
Ø price 100 days   Ø volume 100 days (pcs.)	509.3755 CHF (62)
Ø price 250 days   Ø volume 250 days (pcs.)	481.9040 CHF (25)
YTD High   date	567.0463 CHF (2024/05/15)
YTD Low   date	479.3161 CHF (2024/01/18)
52 Weeks High   date	- CHF (-)
52 Weeks Low   date	- CHF (-)

### Recent Research

on underlying	on sector	on market	
Date		Headline	Download
2022/12/19		Global Equity Ratings	
2022/12/19		Aktienempfehlungen Global	
2022/11/28		Global Equity Ratings	
2022/11/28		Aktienempfehlungen Global	
2022/11/18		Global Equity Ratings	