

GEBERIT AG FUTURE (GBRI) - EUX/202406

2024/05/03 18:32:52

Price
507.1955 CHF

Difference  2.92% (14.41)

General attributes

Symbol	GBRIM24
Exchange	Eurex
Currency	CHF
Security type	Future
Underlying	GEBERIT AG
Maturity	06-2024
Contract size	100

Market data

Bid (Bid size)	- CHF (-)
Ask (Ask size)	- CHF (-)
Open	507.1955 CHF
High	507.1955 CHF
Low	507.1955 CHF
Close (prev. day)	492.7878 CHF
Underlying	GEBERIT AG
Underlying price (date)	509.80 (24/05/06)
Settlement price (date)	507.20 (24/05/03)
Open Interest	1,685

Performance and Risk

	6m	1y	3y
Perf (%)	+8.59%	-	-
Perf (abs.)	+40.10	-	-
Beta	-	-	-
Volatility	22.29	-	-

Futures and Options

Related Futures	-
Related Options	-

5y












Information about previous performance does not guarantee future performance.
Source: FactSet

Price data

Ø price 5 days Ø volume 5 days (pcs.)	498.5914 CHF (64)
Ø price 30 days Ø volume 30 days (pcs.)	504.6126 CHF (201)
Ø price 100 days Ø volume 100 days (pcs.)	507.1689 CHF (60)
Ø price 250 days Ø volume 250 days (pcs.)	- CHF (-)
YTD High date	537.1050 CHF (2024/03/21)
YTD Low date	479.3161 CHF (2024/01/18)
52 Weeks High date	- CHF (-)
52 Weeks Low date	- CHF (-)

Recent Research

on underlying	on sector	on market	
Date		Headline	Download
2022/12/19		Global Equity Ratings	
2022/12/19		Aktienempfehlungen Global	
2022/11/28		Global Equity Ratings	
2022/11/28		Aktienempfehlungen Global	
2022/11/18		Global Equity Ratings	