

GEBERIT AG FUTURE (GBRI) - EUX/202406

2024/04/30 18:39:20

Price
494.6273 CHF

Difference  -1.03% (-5.13)

General attributes

Symbol	GBRIM24
Exchange	Eurex
Currency	CHF
Security type	Future
Underlying	GEBERIT AG
Maturity	06-2024
Contract size	100

Market data

Bid (Bid size)	- CHF (-)
Ask (Ask size)	- CHF (-)
Open	494.6273 CHF
High	494.6273 CHF
Low	494.6273 CHF
Close (prev. day)	499.755 CHF
Underlying	GEBERIT AG
Underlying price (date)	493.60 (24/04/30)
Settlement price (date)	494.63 (24/04/30)
Open Interest	1,365

Performance and Risk

	6m	1y	3y
Perf (%)	+19.69%	-	-
Perf (abs.)	+81.36	-	-
Beta	-	-	-
Volatility	25.91	-	-

Futures and Options

Related Futures	-
Related Options	-

5y












Information about previous performance does not guarantee future performance.
Source: FactSet

Price data

Ø price 5 days Ø volume 5 days (pcs.)	493.2039 CHF (234)
Ø price 30 days Ø volume 30 days (pcs.)	506.9082 CHF (190)
Ø price 100 days Ø volume 100 days (pcs.)	507.0526 CHF (57)
Ø price 250 days Ø volume 250 days (pcs.)	- CHF (-)
YTD High date	537.1050 CHF (2024/03/21)
YTD Low date	479.3161 CHF (2024/01/18)
52 Weeks High date	- CHF (-)
52 Weeks Low date	- CHF (-)

Recent Research

on underlying	on sector	on market	
Date		Headline	Download
2022/12/19		Global Equity Ratings	
2022/12/19		Aktienempfehlungen Global	
2022/11/28		Global Equity Ratings	
2022/11/28		Aktienempfehlungen Global	
2022/11/18		Global Equity Ratings	