


GEBERIT AG FUTURE (GBRI) - EUX/202406

2024/04/25 18:46:49

Price
484.2977 CHF

Difference  **-1.31% (-6.43)**

General attributes

Symbol	GBRIM24
Exchange	Eurex
Currency	CHF
Security type	Future
Underlying	GEBERIT AG
Maturity	06-2024
Contract size	100

Market data

Bid (Bid size)	- CHF (-)
Ask (Ask size)	- CHF (-)
Open	484.2977 CHF
High	484.2977 CHF
Low	484.2977 CHF
Close (prev. day)	490.7296 CHF
Underlying	GEBERIT AG
Underlying price (date)	491.80 (24/04/26)
Settlement price (date)	484.30 (24/04/25)
Open Interest	1,365

Performance and Risk

	6m	1y	3y
Perf (%)	+18.06%	-	-
Perf (abs.)	+74.09	-	-
Beta	-	-	-
Volatility	25.66	-	-

Futures and Options

Related Futures	-
Related Options	-












Information about previous performance does not guarantee future performance.
 Source: FactSet

Price data

Ø price 5 days Ø volume 5 days (pcs.)	488.1113 CHF (534)
Ø price 30 days Ø volume 30 days (pcs.)	509.0329 CHF (190)
Ø price 100 days Ø volume 100 days (pcs.)	506.5883 CHF (57)
Ø price 250 days Ø volume 250 days (pcs.)	- CHF (-)
YTD High date	537.1050 CHF (2024/03/21)
YTD Low date	479.3161 CHF (2024/01/18)
52 Weeks High date	- CHF (-)
52 Weeks Low date	- CHF (-)

Recent Research

on underlying		on sector		on market	
Date		Headline		Download	
2022/12/19		Global Equity Ratings			
2022/12/19		Aktienempfehlungen Global			
2022/11/28		Global Equity Ratings			
2022/11/28		Aktienempfehlungen Global			
2022/11/18		Global Equity Ratings		