

INFINEON TECHNOLOGIES AG FUTURE (IFXG) - EUX/202406

2024/06/13 18:27:52

Price
37.9648 EUR

Difference  **-1.52% (-0.58)**

General attributes

| | |
|---------------|--------------------------|
| Symbol | IFXGM24 |
| Exchange | Eurex |
| Currency | EUR |
| Security type | Future |
| Underlying | INFINEON TECHNOLOGIES AG |
| Maturity | 06-2024 |
| Contract size | 100 |

Market data

| | |
|-------------------------|--------------------------|
| Bid (Bid size) | - EUR (-) |
| Ask (Ask size) | - EUR (-) |
| Open | 37.9648 EUR |
| High | 37.9648 EUR |
| Low | 37.9648 EUR |
| Close (prev. day) | 38.5496 EUR |
| Underlying | INFINEON TECHNOLOGIES AG |
| Underlying price (date) | 37.93 (24/06/13) |
| Settlement price (date) | 37.96 (24/06/13) |
| Open Interest | 22,654 |

Performance and Risk

| | 6m | 1y | 3y |
|-------------|--------|--------|----|
| Perf (%) | +1.10% | -4.14% | - |
| Perf (abs.) | +0.41 | -1.64 | - |
| Beta | - | - | - |
| Volatility | 38.74 | 36.83 | - |

Futures and Options

| | |
|-----------------|---|
| Related Futures | - |
| Related Options | - |

5y













Information about previous performance does not guarantee future performance.
Source: FactSet

Price data

| | |
|---|--------------------------|
| Ø price 5 days Ø volume 5 days (pcs.) | 38.0082 EUR (583) |
| Ø price 30 days Ø volume 30 days (pcs.) | 37.1015 EUR (514) |
| Ø price 100 days Ø volume 100 days (pcs.) | 34.2751 EUR (380) |
| Ø price 250 days Ø volume 250 days (pcs.) | 34.4882 EUR (152) |
| YTD High date | 38.5496 EUR (2024/06/12) |
| YTD Low date | 29.9938 EUR (2024/04/23) |
| 52 Weeks High date | 41.1028 EUR (2023/07/31) |
| 52 Weeks Low date | 27.7061 EUR (2023/10/30) |

Recent Research

| on underlying | on sector | on market | |
|---------------|---|---------------------------|---|
| Date | | Headline | Download |
| 2024/05/29 |  | Global Equity Ratings |  |
| 2024/05/29 |  | Aktienempfehlungen Global |  |
| 2024/04/26 |  | Global Equity Ratings |  |
| 2024/04/26 |  | Aktienempfehlungen Global |  |
| 2024/04/03 |  | Global Equity Ratings |  |