

# ALIBABA GROUP HOLDING LTD. FUTURE (BABF) - EUX/202406

2024/06/14 18:38:40

Price  
**73.6374** USD

Difference  -3.17% (-2.41)

### General attributes

Symbol	BABFM24
Exchange	Eurex
Currency	USD
Security type	Future
Underlying	ALIBABA GROUP HOLDING LTD. SP. ADR
Maturity	06-2024
Contract size	100

### Market data

Bid (Bid size)	- USD (-)
Ask (Ask size)	- USD (-)
Open	73.6374 USD
High	73.6374 USD
Low	73.6374 USD
Close (prev. day)	76.0463 USD
Underlying	ALIBABA GROUP HOLDING LTD. SP. ADR
Underlying price (date)	74.34 (24/06/17)
Settlement price (date)	73.64 (24/06/14)
Open Interest	0

### Performance and Risk

	6m	1y	3y
Perf (%)	-0.58%	-21.83%	-
Perf (abs.)	-0.43	-20.56	-
Beta	-	-	-
Volatility	36.63	37.42	-

### Futures and Options

Related Futures	-
Related Options	-

5y












Information about previous performance does not guarantee future performance.  
Source: FactSet

### Price data

Ø price 5 days   Ø volume 5 days (pcs.)	76.2238 USD (0)
Ø price 30 days   Ø volume 30 days (pcs.)	79.7401 USD (0)
Ø price 100 days   Ø volume 100 days (pcs.)	76.1893 USD (0)
Ø price 250 days   Ø volume 250 days (pcs.)	82.9990 USD (0)
YTD High   date	87.7847 USD (2024/05/17)
YTD Low   date	69.1091 USD (2024/01/19)
52 Weeks High   date	107.0462 USD (2023/07/31)
52 Weeks Low   date	69.1091 USD (2024/01/19)

### Recent Research

on underlying		on sector	
Date		Headline	Download
2024/06/14		Global Equity Ratings	
2024/06/14		Aktienempfehlungen Global	
2024/05/29		Global Equity Ratings	
2024/05/29		Aktienempfehlungen Global	
2024/04/26		Global Equity Ratings	