

ALIBABA GROUP HOLDING LTD. FUTURE (BABF) - EUX/202406

2024/06/14 18:38:40

Price
73.6374 USD

Difference  **-3.17% (-2.41)**

General attributes

Symbol: BABFM24
 Exchange: Eurex
 Currency: USD
 Security type: Future
 Underlying: ALIBABA GROUP HOLDING LTD. SP. ADR
 Maturity: 06-2024
 Contract size: 100

Market data

Bid (Bid size): - USD (-)
 Ask (Ask size): - USD (-)
 Open: 73.6374 USD
 High: 73.6374 USD
 Low: 73.6374 USD
 Close (prev. day): 76.0463 USD
 Underlying: ALIBABA GROUP HOLDING LTD. SP. ADR

Underlying price (date): 74.86 (24/06/17)
 Settlement price (date): 73.64 (24/06/14)
 Open Interest: 0

Performance and Risk

	6m	1y	3y
Perf (%)	-0.58%	-21.83%	-
Perf (abs.)	-0.43	-20.56	-
Beta	-	-	-
Volatility	36.63	37.42	-

Futures and Options

Related Futures: -
 Related Options: -












Information about previous performance does not guarantee future performance.
 Source: FactSet

Price data

Ø price 5 days Ø volume 5 days (pcs.)	76.2238 USD (0)
Ø price 30 days Ø volume 30 days (pcs.)	79.7401 USD (0)
Ø price 100 days Ø volume 100 days (pcs.)	76.1893 USD (0)
Ø price 250 days Ø volume 250 days (pcs.)	82.9990 USD (0)
YTD High date	87.7847 USD (2024/05/17)
YTD Low date	69.1091 USD (2024/01/19)
52 Weeks High date	107.0462 USD (2023/07/31)
52 Weeks Low date	69.1091 USD (2024/01/19)

Recent Research

on underlying		on sector	
Date		Headline	Download
2024/06/14		Global Equity Ratings	
2024/06/14		Aktienempfehlungen Global	
2024/05/29		Global Equity Ratings	
2024/05/29		Aktienempfehlungen Global	
2024/04/26		Global Equity Ratings	