

ALIBABA GROUP HOLDING LTD. FUTURE (BABF) - EUX/202406

2024/05/24 18:41:24

Price
79.7444 USD

Difference  -0.68% (-0.54)

General attributes

Symbol	BABFM24
Exchange	Eurex
Currency	USD
Security type	Future
Underlying	ALIBABA GROUP HOLDING LTD. SP. ADR
Maturity	06-2024
Contract size	100

Market data

Bid (Bid size)	- USD (-)
Ask (Ask size)	- USD (-)
Open	79.7444 USD
High	79.7444 USD
Low	79.7444 USD
Close (prev. day)	80.2867 USD
Underlying	ALIBABA GROUP HOLDING LTD. SP. ADR
Underlying price (date)	81.26 (24/05/24)
Settlement price (date)	79.74 (24/05/24)
Open Interest	0

Performance and Risk

	6m	1y	3y
Perf (%)	-0.25%	-7.66%	-
Perf (abs.)	-0.20	-6.62	-
Beta	-	-	-
Volatility	36.69	38.28	-

Futures and Options

Related Futures	-
Related Options	-

5y












Information about previous performance does not guarantee future performance.
Source: FactSet

Price data

Ø price 5 days Ø volume 5 days (pcs.)	82.9368 USD (0)
Ø price 30 days Ø volume 30 days (pcs.)	78.0067 USD (0)
Ø price 100 days Ø volume 100 days (pcs.)	75.5852 USD (0)
Ø price 250 days Ø volume 250 days (pcs.)	83.9265 USD (0)
YTD High date	87.7847 USD (2024/05/17)
YTD Low date	69.1091 USD (2024/01/19)
52 Weeks High date	107.0462 USD (2023/07/31)
52 Weeks Low date	69.1091 USD (2024/01/19)

Recent Research

on underlying		on sector	
Date		Headline	Download
2024/04/26		Global Equity Ratings	
2024/04/26		Aktienempfehlungen Global	
2024/04/03		Global Equity Ratings	
2024/04/03		Aktienempfehlungen Global	
2024/03/13		Global Equity Ratings	