

FRESENIUS SE & CO. KGAA FUTURE (FREH) - EUX/202406

2024/05/17 19:04:56

Price
28.044 EUR

Difference  -2.05% (-0.59)

General attributes

Symbol	FREHM24
Exchange	Eurex
Currency	EUR
Security type	Future
Underlying	FRESENIUS SE & CO. KGAA
Maturity	06-2024
Contract size	100

Market data

Bid (Bid size)	- EUR (-)
Ask (Ask size)	- EUR (-)
Open	28.044 EUR
High	28.044 EUR
Low	28.044 EUR
Close (prev. day)	28.6297 EUR
Underlying	FRESENIUS SE & CO. KGAA
Underlying price (date)	27.94 (24/05/17)
Settlement price (date)	28.04 (24/05/17)
Open Interest	0

Performance and Risk

	6m	1y	3y
Perf (%)	+1.26%	-	-
Perf (abs.)	+0.35	-	-
Beta	-	-	-
Volatility	21.79	-	-

Futures and Options

Related Futures	-
Related Options	-

5y












Information about previous performance does not guarantee future performance.
Source: FactSet

Price data

Ø price 5 days Ø volume 5 days (pcs.)	28.613 EUR (0)
Ø price 30 days Ø volume 30 days (pcs.)	27.441 EUR (0)
Ø price 100 days Ø volume 100 days (pcs.)	26.802 EUR (0)
Ø price 250 days Ø volume 250 days (pcs.)	27.384 EUR (0)
YTD High date	29.599 EUR (2024/01/04)
YTD Low date	24.774 EUR (2024/03/25)
52 Weeks High date	- EUR (-)
52 Weeks Low date	- EUR (-)

Recent Research

on underlying	on sector	on market	
Date		Headline	Download
2022/05/04		Global Equity Ratings	
2022/05/04		Aktienempfehlungen Global	
2022/04/27		Global Equity Ratings	
2022/04/27		Aktienempfehlungen Global	
2022/04/14		Global Equity Ratings	