

# FRESENIUS SE & CO. KGAA FUTURE (FREH) - EUX/202406

2024/05/06 18:29:42

Price  
**28.0075** EUR

Difference  -0.32% (-0.09)

### General attributes

Symbol	FREHM24
Exchange	Eurex
Currency	EUR
Security type	Future
Underlying	FRESENIUS SE & CO. KGAA
Maturity	06-2024
Contract size	100

### Market data

Bid (Bid size)	- EUR (-)
Ask (Ask size)	- EUR (-)
Open	28.0075 EUR
High	28.0075 EUR
Low	28.0075 EUR
Close (prev. day)	28.0974 EUR
Underlying	FRESENIUS SE & CO. KGAA
Underlying price (date)	27.87 (24/05/06)
Settlement price (date)	- (-)
Open Interest	0

### Performance and Risk

	6m	1y	3y
Perf (%)	+8.81%	-	-
Perf (abs.)	+2.27	-	-
Beta	-	-	-
Volatility	22.89	-	-

### Futures and Options

Related Futures	-
Related Options	-

5y












Information about previous performance does not guarantee future performance.  
Source: FactSet

### Price data

Ø price 5 days   Ø volume 5 days (pcs.)	28.0880 EUR (0)
Ø price 30 days   Ø volume 30 days (pcs.)	26.3586 EUR (0)
Ø price 100 days   Ø volume 100 days (pcs.)	26.8309 EUR (0)
Ø price 250 days   Ø volume 250 days (pcs.)	- EUR (-)
YTD High   date	29.5990 EUR (2024/01/04)
YTD Low   date	24.7736 EUR (2024/03/25)
52 Weeks High   date	- EUR (-)
52 Weeks Low   date	- EUR (-)

### Recent Research

on underlying	on sector	on market	
Date		Headline	Download
2022/05/04		Global Equity Ratings	
2022/05/04		Aktienempfehlungen Global	
2022/04/27		Global Equity Ratings	
2022/04/27		Aktienempfehlungen Global	
2022/04/14		Global Equity Ratings	