

# PROCTER & GAMBLE CO., THE FUTURE (PGFF) - EUX/202406

2024/04/26 18:36:05

**Price**  
**162.3195** USD  
 Difference  -1.07% (-1.76)

General attributes	
Symbol	PGFFM24
Exchange	Eurex
Currency	USD
Security type	Future
Underlying	PROCTER & GAMBLE CO
Maturity	06-2024
Contract size	100

Market data	
Bid (Bid size)	- USD (-)
Ask (Ask size)	- USD (-)
Open	162.3195 USD
High	162.3195 USD
Low	162.3195 USD
Close (prev. day)	164.0753 USD
Underlying	PROCTER & GAMBLE CO
Underlying price (date)	161.29 (24/04/26)
Settlement price (date)	162.32 (24/04/26)
Open Interest	0

Performance and Risk			
	6m	1y	3y
Perf (%)	+4.90%	-	-
Perf (abs.)	+7.59	-	-
Beta	-	-	-
Volatility	14.88	-	-










Futures and Options	
Related Futures	-
Related Options	-



Information about previous performance does not guarantee future performance.  
 Source: FactSet

Price data	
Ø price 5 days   Ø volume 5 days (pcs.)	162.7068 USD (0)
Ø price 30 days   Ø volume 30 days (pcs.)	160.2884 USD (0)
Ø price 100 days   Ø volume 100 days (pcs.)	156.7681 USD (0)
Ø price 250 days   Ø volume 250 days (pcs.)	- USD (-)
YTD High   date	164.0753 USD (2024/04/25)
YTD Low   date	148.9329 USD (2024/01/18)
52 Weeks High   date	- USD (-)
52 Weeks Low   date	- USD (-)

### Recent Research

on underlying	on sector	on market	
Date		Headline	Download
2024/04/26		Global Equity Ratings	
2024/04/26		Aktienempfehlungen Global	
2024/04/03		Global Equity Ratings	
2024/04/03		Aktienempfehlungen Global	
2024/03/13		Global Equity Ratings	