

PFIZER INC. FUTURE (PFEF) - EUX/202406

2024/06/03 18:35:20

Price
29.3549 USD

Difference  2.69% (0.77)

General attributes

Symbol	PFEFM24
Exchange	Eurex
Currency	USD
Security type	Future
Underlying	PFIZER INC
Maturity	06-2024
Contract size	100

Market data

Bid (Bid size)	- USD (-)
Ask (Ask size)	- USD (-)
Open	29.3549 USD
High	29.3549 USD
Low	29.3549 USD
Close (prev. day)	28.5872 USD
Underlying	PFIZER INC
Underlying price (date)	29.31 (24/06/03)
Settlement price (date)	29.35 (24/06/03)
Open Interest	0

Performance and Risk

	6m	1y	3y
Perf (%)	+0.73%	-24.42%	-
Perf (abs.)	+0.21	-9.49	-
Beta	-	-	-
Volatility	28.24	25.85	-

Futures and Options

Related Futures	-
Related Options	-

5y












Information about previous performance does not guarantee future performance.
Source: FactSet

Price data

Ø price 5 days Ø volume 5 days (pcs.)	28.4757 USD (0)
Ø price 30 days Ø volume 30 days (pcs.)	27.8327 USD (0)
Ø price 100 days Ø volume 100 days (pcs.)	27.4503 USD (0)
Ø price 250 days Ø volume 250 days (pcs.)	31.0690 USD (0)
YTD High date	29.7790 USD (2024/01/02)
YTD Low date	25.1562 USD (2024/04/18)
52 Weeks High date	40.7980 USD (2023/06/13)
52 Weeks Low date	25.1562 USD (2024/04/18)

Recent Research

on underlying	on sector	on market	
Date		Headline	Download
2024/05/29		Global Equity Ratings	
2024/05/29		Aktienempfehlungen Global	
2024/04/26		Global Equity Ratings	
2024/04/26		Aktienempfehlungen Global	
2024/04/03		Global Equity Ratings	