

PFIZER INC. FUTURE (PFEF) - EUX/202406

2024/04/26 18:31:51

Price
25.2169 USD
 Difference  -0.37% (-0.09)

General attributes

| | |
|---------------|------------|
| Symbol | PFEFM24 |
| Exchange | Eurex |
| Currency | USD |
| Security type | Future |
| Underlying | PFIZER INC |
| Maturity | 06-2024 |
| Contract size | 100 |

Market data

| | |
|-------------------------|------------------|
| Bid (Bid size) | - USD (-) |
| Ask (Ask size) | - USD (-) |
| Open | 25.2169 USD |
| High | 25.2169 USD |
| Low | 25.2169 USD |
| Close (prev. day) | 25.311 USD |
| Underlying | PFIZER INC |
| Underlying price (date) | 25.40 (24/04/26) |
| Settlement price (date) | 25.22 (24/04/26) |
| Open Interest | 0 |

Performance and Risk

| | 6m | 1y | 3y |
|-------------|---------|----|----|
| Perf (%) | -18.76% | - | - |
| Perf (abs.) | -5.82 | - | - |
| Beta | - | - | - |
| Volatility | 26.86 | - | - |

Futures and Options

| | |
|-----------------|---|
| Related Futures | - |
| Related Options | - |

5y













Information about previous performance does not guarantee future performance.
 Source: FactSet

Price data

| | |
|---|--------------------------|
| Ø price 5 days Ø volume 5 days (pcs.) | 25.7544 USD (0) |
| Ø price 30 days Ø volume 30 days (pcs.) | 26.6993 USD (0) |
| Ø price 100 days Ø volume 100 days (pcs.) | 27.5070 USD (0) |
| Ø price 250 days Ø volume 250 days (pcs.) | - USD (-) |
| YTD High date | 29.7790 USD (2024/01/02) |
| YTD Low date | 25.1562 USD (2024/04/18) |
| 52 Weeks High date | - USD (-) |
| 52 Weeks Low date | - USD (-) |

Recent Research

| on underlying | on sector | on market | |
|---------------|---|---------------------------|---|
| Date | | Headline | Download |
| 2024/04/26 |  | Global Equity Ratings |  |
| 2024/04/26 |  | Aktienempfehlungen Global |  |
| 2024/04/03 |  | Global Equity Ratings |  |
| 2024/04/03 |  | Aktienempfehlungen Global |  |
| 2024/03/13 |  | Global Equity Ratings |  |