

# CISCO SYSTEMS INC. FUTURE (CSCF) - EUX/202406

2024/05/02 18:23:22

**Price**  
**47.0384** USD  
**Difference**  **-0.98% (-0.47)**

**General attributes**

**Symbol** CSCFM24  
**Exchange** Eurex  
**Currency** USD  
**Security type** Future  
**Underlying** CISCO SYSTEMS INC  
**Maturity** 06-2024  
**Contract size** 100

**Market data**

**Bid (Bid size)** - USD (-)  
**Ask (Ask size)** - USD (-)  
**Open** 47.0384 USD  
**High** 47.0384 USD  
**Low** 47.0384 USD  
**Close (prev. day)** 47.5062 USD  
**Underlying** CISCO SYSTEMS INC  
**Underlying price (date)** 47.15 (24/05/03)  
**Settlement price (date)** 47.04 (24/05/02)  
**Open Interest** 0

**Performance and Risk**

	6m	1y	3y
Perf (%)	-12.33%	-	-
Perf (abs.)	-6.61	-	-
Beta	-	-	-
Volatility	23.73	-	-

**Futures and Options**

**Related Futures** -  
**Related Options** -

5y












Information about previous performance does not guarantee future performance.  
 Source: FactSet

**Price data**

Ø price 5 days   Ø volume 5 days (pcs.)	47.9153 USD (0)
Ø price 30 days   Ø volume 30 days (pcs.)	49.1235 USD (0)
Ø price 100 days   Ø volume 100 days (pcs.)	50.0663 USD (0)
Ø price 250 days   Ø volume 250 days (pcs.)	- USD (-)
YTD High   date	53.1579 USD (2024/01/25)
YTD Low   date	47.0384 USD (2024/05/02)
52 Weeks High   date	- USD (-)
52 Weeks Low   date	- USD (-)

**Recent Research**

on underlying	on sector	on market	
<b>Date</b>		<b>Headline</b>	<b>Download</b>
2024/04/26		Global Equity Ratings	
2024/04/26		Aktienempfehlungen Global	
2024/04/03		Global Equity Ratings	
2024/04/03		Aktienempfehlungen Global	
2024/03/13		Global Equity Ratings	