

# AMGEN INC. FUTURE (AMGF) - EUX/202406

2024/06/11 18:55:05

**Price**  
300.8613 USD

**Difference**  -0.66% (-2.00)

### General attributes

Symbol	AMGFM24
Exchange	Eurex
Currency	USD
Security type	Future
Underlying	AMGEN INC.
Maturity	06-2024
Contract size	100

### Market data

Bid (Bid size)	- USD (-)
Ask (Ask size)	- USD (-)
Open	300.8613 USD
High	300.8613 USD
Low	300.8613 USD
Close (prev. day)	302.8648 USD
Underlying	AMGEN INC.
Underlying price (date)	303.25 (24/06/12)
Settlement price (date)	300.86 (24/06/11)
Open Interest	1,018

### Performance and Risk

	6m	1y	3y
Perf (%)	+9.20%	+34.22%	-
Perf (abs.)	+25.35	+76.71	-
Beta	-	-	-
Volatility	29.32	26.11	-

### Futures and Options

Related Futures	-
Related Options	-

5y












Information about previous performance does not guarantee future performance.  
Source: FactSet

### Price data

Ø price 5 days   Ø volume 5 days (pcs.)	306.3538 USD (0)
Ø price 30 days   Ø volume 30 days (pcs.)	306.0201 USD (3)
Ø price 100 days   Ø volume 100 days (pcs.)	291.8102 USD (10)
Ø price 250 days   Ø volume 250 days (pcs.)	276.7963 USD (4)
YTD High   date	324.4803 USD (2024/02/02)
YTD Low   date	264.1465 USD (2024/04/17)
52 Weeks High   date	324.4803 USD (2024/02/02)
52 Weeks Low   date	221.0932 USD (2023/06/12)

### Recent Research

on underlying	on sector	on market	
Date		Headline	Download
2024/05/29		Global Equity Ratings	
2024/05/29		Aktienempfehlungen Global	
2024/04/26		Global Equity Ratings	
2024/04/26		Aktienempfehlungen Global	
2024/04/03		Global Equity Ratings	