

BP PLC FUTURE (BPF) - EUX/202406

2024/05/14 18:47:39

Price
499.5308 GBP

Difference  **-0.56% (-2.79)**

General attributes

Symbol	BPFM24
Exchange	Eurex
Currency	GBP
Security type	Future
Underlying	BP PLC
Maturity	06-2024
Contract size	1,000

Market data

Bid (Bid size)	- GBP (-)
Ask (Ask size)	- GBP (-)
Open	499.5308 GBP
High	499.5308 GBP
Low	499.5308 GBP
Close (prev. day)	502.3193 GBP
Underlying	BP PLC
Underlying price (date)	501.90 (24/05/15)
Settlement price (date)	499.53 (24/05/14)
Open Interest	0

Performance and Risk

	6m	1y	3y
Perf (%)	+2.98%	-	-
Perf (abs.)	+14.44	-	-
Beta	-	-	-
Volatility	18.85	-	-

Futures and Options

Related Futures	-
Related Options	-

5y












Information about previous performance does not guarantee future performance.
 Source: FactSet

Price data

Ø price 5 days Ø volume 5 days (pcs.)	501.2277 GBP (0)
Ø price 30 days Ø volume 30 days (pcs.)	514.6263 GBP (0)
Ø price 100 days Ø volume 100 days (pcs.)	483.9751 GBP (0)
Ø price 250 days Ø volume 250 days (pcs.)	- GBP (-)
YTD High date	540.4420 GBP (2024/04/12)
YTD Low date	443.0840 GBP (2024/01/18)
52 Weeks High date	- GBP (-)
52 Weeks Low date	- GBP (-)

Recent Research

on underlying		on sector	
Date		Headline	Download
2024/04/26		Global Equity Ratings	
2024/04/26		Aktienempfehlungen Global	
2024/04/03		Global Equity Ratings	
2024/04/03		Aktienempfehlungen Global	
2024/03/13		Global Equity Ratings	