

## ADIDAS AG FUTURE (ADSG) - EUX/202406

2024/05/31 18:42:20

Price  
**232.0215** EURDifference  -0.01% (-0.02)

## General attributes

Symbol	ADSGM24
Exchange	Eurex
Currency	EUR
Security type	Future
Underlying	ADIDAS AG
Maturity	06-2024
Contract size	100

## Market data

Bid (Bid size)	- EUR (-)
Ask (Ask size)	- EUR (-)
Open	232.0215 EUR
High	232.0215 EUR
Low	232.0215 EUR
Close (prev. day)	232.0463 EUR
Underlying	ADIDAS AG
Underlying price (date)	231.50 (24/05/31)
Settlement price (date)	232.02 (24/05/31)
Open Interest	0

## Performance and Risk

	6m	1y	3y
Perf (%)	+18.26%	+47.79%	-
Perf (abs.)	+35.82	+75.03	-
Beta	-	-	-
Volatility	27.59	29.44	-

## Futures and Options

Related Futures	-
Related Options	-

5y












Information about previous performance does not guarantee future performance.  
Source: FactSet

## Price data

Ø price 5 days   Ø volume 5 days (pcs.)	227.5774 EUR (0)
Ø price 30 days   Ø volume 30 days (pcs.)	227.1112 EUR (0)
Ø price 100 days   Ø volume 100 days (pcs.)	200.6622 EUR (0)
Ø price 250 days   Ø volume 250 days (pcs.)	189.2349 EUR (0)
YTD High   date	233.1662 EUR (2024/04/29)
YTD Low   date	167.0098 EUR (2024/01/19)
52 Weeks High   date	233.1662 EUR (2024/04/29)
52 Weeks Low   date	37.7927 EUR (2023/12/14)

## Recent Research

on underlying	on sector	on market	
Date		Headline	Download
2024/05/29		Global Equity Ratings	
2024/05/29		Aktienempfehlungen Global	
2024/04/26		Global Equity Ratings	
2024/04/26		Aktienempfehlungen Global	
2024/04/03		Global Equity Ratings	