

# ADIDAS AG FUTURE (ADSG) - EUX/202406

2024/04/30 18:38:58

Price  
**227.2114** EUR

Difference  -2.55% (-5.95)

### General attributes

Symbol	ADSGM24
Exchange	Eurex
Currency	EUR
Security type	Future
Underlying	ADIDAS AG
Maturity	06-2024
Contract size	100

### Market data

Bid (Bid size)	- EUR (-)
Ask (Ask size)	- EUR (-)
Open	227.2114 EUR
High	227.2114 EUR
Low	227.2114 EUR
Close (prev. day)	233.1662 EUR
Underlying	ADIDAS AG
Underlying price (date)	226.40 (24/04/30)
Settlement price (date)	227.21 (24/04/30)
Open Interest	0

### Performance and Risk

	6m	1y	3y
Perf (%)	+33.20%	-	-
Perf (abs.)	+56.64	-	-
Beta	-	-	-
Volatility	29.04	-	-

### Futures and Options

Related Futures	-
Related Options	-












Information about previous performance does not guarantee future performance.  
Source: FactSet

### Price data

Ø price 5 days   Ø volume 5 days (pcs.)	229.6437 EUR (0)
Ø price 30 days   Ø volume 30 days (pcs.)	211.3412 EUR (0)
Ø price 100 days   Ø volume 100 days (pcs.)	192.8447 EUR (0)
Ø price 250 days   Ø volume 250 days (pcs.)	- EUR (-)
YTD High   date	233.1662 EUR (2024/04/29)
YTD Low   date	167.0098 EUR (2024/01/19)
52 Weeks High   date	- EUR (-)
52 Weeks Low   date	- EUR (-)

### Recent Research

on underlying	on sector	on market	
Date		Headline	Download
2024/04/26		Global Equity Ratings	
2024/04/26		Aktienempfehlungen Global	
2024/04/03		Global Equity Ratings	
2024/04/03		Aktienempfehlungen Global	
2024/03/13		Global Equity Ratings	