

JOHNSON & JOHNSON FUTURE (JNMF) - EUX/202406

2024/05/29 18:45:24

Price
145.1871 USDDifference  -0.34% (-0.50)

General attributes

Symbol	JNMF24
Exchange	Eurex
Currency	USD
Security type	Future
Underlying	JOHNSON & JOHNSON
Maturity	06-2024
Contract size	100

Market data

Bid (Bid size)	- USD (-)
Ask (Ask size)	- USD (-)
Open	145.1871 USD
High	145.1871 USD
Low	145.1871 USD
Close (prev. day)	145.6873 USD
Underlying	JOHNSON & JOHNSON
Underlying price (date)	144.44 (24/05/29)
Settlement price (date)	145.19 (24/05/29)
Open Interest	0

Performance and Risk

	6m	1y	3y
Perf (%)	-5.78%	-8.79%	-
Perf (abs.)	-8.91	-13.99	-
Beta	-	-	-
Volatility	14.26	16.15	-

Futures and Options

Related Futures	-
Related Options	-












5y

Information about previous performance does not guarantee future performance.
Source: FactSet

Price data

Ø price 5 days Ø volume 5 days (pcs.)	147.8543 USD (0)
Ø price 30 days Ø volume 30 days (pcs.)	148.7661 USD (0)
Ø price 100 days Ø volume 100 days (pcs.)	155.8503 USD (0)
Ø price 250 days Ø volume 250 days (pcs.)	160.0745 USD (0)
YTD High date	163.9973 USD (2024/03/01)
YTD Low date	144.3289 USD (2024/04/17)
52 Weeks High date	179.5043 USD (2023/07/28)
52 Weeks Low date	144.3289 USD (2024/04/17)

Recent Research

on underlying	on sector	on market	
Date		Headline	Download
2024/05/29		Global Equity Ratings	
2024/05/29		Aktienempfehlungen Global	
2024/04/26		Global Equity Ratings	
2024/04/26		Aktienempfehlungen Global	
2024/04/03		Global Equity Ratings	