

L'OREAL FUTURE (LORF) - EUX/202406

2024/04/26 18:31:38

Price
438.2729 EURDifference  1.28% (5.55)

General attributes

Symbol	LORFM24
Exchange	Eurex
Currency	EUR
Security type	Future
Underlying	L'OREAL S.A.
Maturity	06-2024
Contract size	100

Market data

Bid (Bid size)	- EUR (-)
Ask (Ask size)	- EUR (-)
Open	438.2729 EUR
High	438.2729 EUR
Low	438.2729 EUR
Close (prev. day)	432.7269 EUR
Underlying	L'OREAL S.A.
Underlying price (date)	435.65 (24/04/26)
Settlement price (date)	438.27 (24/04/26)
Open Interest	1,560

Performance and Risk

	6m	1y	3y
Perf (%)	+10.10%	-	-
Perf (abs.)	+40.19	-	-
Beta	-	-	-
Volatility	20.71	-	-

Futures and Options

Related Futures	-
Related Options	-












Information about previous performance does not guarantee future performance.
Source: FactSet

Price data

Ø price 5 days Ø volume 5 days (pcs.)	436.8457 EUR (50)
Ø price 30 days Ø volume 30 days (pcs.)	428.0817 EUR (60)
Ø price 100 days Ø volume 100 days (pcs.)	438.5892 EUR (22)
Ø price 250 days Ø volume 250 days (pcs.)	- EUR (-)
YTD High date	456.3111 EUR (2024/02/05)
YTD Low date	408.6835 EUR (2024/04/08)
52 Weeks High date	- EUR (-)
52 Weeks Low date	- EUR (-)

Recent Research

on underlying	on sector	on market	
Date		Headline	Download
2024/04/26		Global Equity Ratings	
2024/04/26		Aktienempfehlungen Global	
2024/04/03		Global Equity Ratings	
2024/04/03		Aktienempfehlungen Global	
2024/03/13		Global Equity Ratings	