


HENKEL AG & CO.KGAA VORZUGS. FUTURE (HENG) - EUX/202406

2024/05/21 18:43:42

Price
84.5574 EUR

Difference  **-0.32% (-0.27)**

General attributes

Symbol HENGM24
 Exchange Eurex
 Currency EUR
 Security type Future
 Underlying HENKEL AG & CO KGAA VZ
 Maturity 06-2024
 Contract size 100

Market data

Bid (Bid size) - EUR (-)
 Ask (Ask size) - EUR (-)
 Open 84.5574 EUR
 High 84.5574 EUR
 Low 84.5574 EUR
 Close (prev. day) 84.8284 EUR
 Underlying HENKEL AG & CO KGAA VZ
 Underlying price (date) 84.28 (24/05/21)
 Settlement price (date) 84.56 (24/05/21)
 Open Interest 7,346

Performance and Risk

	6m	1y	3y
Perf (%)	+21.07%	-	-
Perf (abs.)	+14.77	-	-
Beta	-	-	-
Volatility	17.66	-	-

Futures and Options

Related Futures -
 Related Options -












Information about previous performance does not guarantee future performance.
 Source: FactSet

Price data

Ø price 5 days Ø volume 5 days (pcs.)	83.8815 EUR (0)
Ø price 30 days Ø volume 30 days (pcs.)	76.2538 EUR (0)
Ø price 100 days Ø volume 100 days (pcs.)	73.0623 EUR (74)
Ø price 250 days Ø volume 250 days (pcs.)	72.1347 EUR (29)
YTD High date	84.8284 EUR (2024/05/20)
YTD Low date	68.2787 EUR (2024/02/28)
52 Weeks High date	- EUR (-)
52 Weeks Low date	- EUR (-)

Recent Research

on underlying		on sector		on market	
Date		Headline		Download	
2022/05/04		Global Equity Ratings			
2022/05/04		Aktienempfehlungen Global			
2022/04/27		Global Equity Ratings			
2022/04/27		Aktienempfehlungen Global			
2022/04/14		Global Equity Ratings		