

# STELLANTIS NV (FRÜH.FIAT CHR.) FUTURE (FIAK) - EUX/202406

2024/05/16 18:30:41

Price  
**21.2492** EUR

Difference  -0.97% (-0.21)

### General attributes

Symbol	FIAKM24
Exchange	Eurex
Currency	EUR
Security type	Future
Underlying	STELLANTIS N.V.
Maturity	06-2024
Contract size	1,000

### Market data

Bid (Bid size)	- EUR (-)
Ask (Ask size)	- EUR (-)
Open	21.2492 EUR
High	21.2492 EUR
Low	21.2492 EUR
Close (prev. day)	21.4574 EUR
Underlying	STELLANTIS N.V.
Underlying price (date)	20.965 (24/05/17)
Settlement price (date)	21.25 (24/05/16)
Open Interest	12,710

### Performance and Risk

	6m	1y	3y
Perf (%)	+20.33%	-	-
Perf (abs.)	+3.59	-	-
Beta	-	-	-
Volatility	30.09	-	-

### Futures and Options

Related Futures	-
Related Options	-

5y












Information about previous performance does not guarantee future performance.  
Source: FactSet

### Price data

Ø price 5 days   Ø volume 5 days (pcs.)	21.1493 EUR (350)
Ø price 30 days   Ø volume 30 days (pcs.)	22.3186 EUR (372)
Ø price 100 days   Ø volume 100 days (pcs.)	21.9088 EUR (132)
Ø price 250 days   Ø volume 250 days (pcs.)	18.8872 EUR (53)
YTD High   date	25.9885 EUR (2024/03/25)
YTD Low   date	18.3663 EUR (2024/01/25)
52 Weeks High   date	- EUR (-)
52 Weeks Low   date	- EUR (-)

### Recent Research

on underlying	on sector	on market	
Date		Headline	Download
2023/06/06		Global Equity Ratings	
2023/06/06		Aktienempfehlungen Global	
2023/06/01		Aktienempfehlungen Global	
2023/06/01		Global Equity Ratings	
2023/05/24		Global Equity Ratings	