

# STELLANTIS NV (FRÜH.FIAT CHR.) FUTURE (FIAK) - EUX/202406

2024/04/26 18:31:14

Price  
**23.1813** EUR

Difference  0.66% (0.15)

### General attributes

Symbol	FIAKM24
Exchange	Eurex
Currency	EUR
Security type	Future
Underlying	STELLANTIS N.V.
Maturity	06-2024
Contract size	1,000

### Market data

Bid (Bid size)	- EUR (-)
Ask (Ask size)	- EUR (-)
Open	23.1813 EUR
High	23.1813 EUR
Low	23.1813 EUR
Close (prev. day)	23.0285 EUR
Underlying	STELLANTIS N.V.
Underlying price (date)	23.17 (24/04/29)
Settlement price (date)	23.18 (24/04/26)
Open Interest	9,660

### Performance and Risk

	6m	1y	3y
Perf (%)	+37.39%	-	-
Perf (abs.)	+6.31	-	-
Beta	-	-	-
Volatility	25.48	-	-

### Futures and Options

Related Futures	-
Related Options	-

5y












Information about previous performance does not guarantee future performance.  
Source: FactSet

### Price data

Ø price 5 days   Ø volume 5 days (pcs.)	23.2720 EUR (0)
Ø price 30 days   Ø volume 30 days (pcs.)	24.1616 EUR (275)
Ø price 100 days   Ø volume 100 days (pcs.)	21.8105 EUR (101)
Ø price 250 days   Ø volume 250 days (pcs.)	- EUR (-)
YTD High   date	25.9885 EUR (2024/03/25)
YTD Low   date	18.3663 EUR (2024/01/25)
52 Weeks High   date	- EUR (-)
52 Weeks Low   date	- EUR (-)

### Recent Research

on underlying	on sector	on market	
Date		Headline	Download
2023/06/06		Global Equity Ratings	
2023/06/06		Aktienempfehlungen Global	
2023/06/01		Aktienempfehlungen Global	
2023/06/01		Global Equity Ratings	
2023/05/24		Global Equity Ratings	