

STELLANTIS NV (FRÜH.FIAT CHR.) FUTURE (FIAK) - EUX/202406

2024/05/17 19:04:56

Price
20.8652 EUR

Difference  -1.81% (-0.38)

General attributes

Symbol	FIAKM24
Exchange	Eurex
Currency	EUR
Security type	Future
Underlying	STELLANTIS N.V.
Maturity	06-2024
Contract size	1,000

Market data

Bid (Bid size)	- EUR (-)
Ask (Ask size)	- EUR (-)
Open	20.8652 EUR
High	20.8652 EUR
Low	20.8652 EUR
Close (prev. day)	21.2492 EUR
Underlying	STELLANTIS N.V.
Underlying price (date)	20.675 (24/05/20)
Settlement price (date)	20.87 (24/05/17)
Open Interest	12,710

Performance and Risk

	6m	1y	3y
Perf (%)	+18.37%	-	-
Perf (abs.)	+3.24	-	-
Beta	-	-	-
Volatility	30.04	-	-

Futures and Options

Related Futures	-
Related Options	-

5y












Information about previous performance does not guarantee future performance.
Source: FactSet

Price data

Ø price 5 days Ø volume 5 days (pcs.)	21.2485 EUR (350)
Ø price 30 days Ø volume 30 days (pcs.)	22.2199 EUR (372)
Ø price 100 days Ø volume 100 days (pcs.)	21.9146 EUR (132)
Ø price 250 days Ø volume 250 days (pcs.)	18.9144 EUR (53)
YTD High date	25.9885 EUR (2024/03/25)
YTD Low date	18.3663 EUR (2024/01/25)
52 Weeks High date	- EUR (-)
52 Weeks Low date	- EUR (-)

Recent Research

on underlying	on sector	on market	
Date		Headline	Download
2023/06/06		Global Equity Ratings	
2023/06/06		Aktienempfehlungen Global	
2023/06/01		Aktienempfehlungen Global	
2023/06/01		Global Equity Ratings	
2023/05/24		Global Equity Ratings	