

BILLERUD AB

ISIN: SE0000862997

WKN: 7240371

Overview

2024/07/26 18:00:00

Price
107.20 SEKDifference  -1.74% (-1.90)

General attributes

ISIN	SE0000862997
Symbol	BILL
Exchange	Nasdaq Stockholm
Currency	SEK
Sector	Industry
Security type	Stock
Market cap (m)	2,278 EUR
Benchmark	OMX STOCKHOLM 30 INDEX

Market data

Bid (Bid size)	107.00 SEK (211)
Ask (Ask size)	107.10 SEK (28)
Open	108.40 SEK
High	108.60 SEK
Low	106.70 SEK
Close (prev. day)	109.10 SEK
VWAP	107.3141 SEK
Volume (pcs)	310,332
Trading volume	33,303,007.50
Number of trades	1,118
Last size	-

Futures and Options











Related Futures	30
Related Options	-

5y



Information about previous performance does not guarantee future performance.
Source: FactSet

Recent research

on sector	Date	Headline	Download
	2024/07/26	 Equity Weekly	
	2024/07/24	 Global Equity Ratings	
	2024/07/24	 Aktienempfehlungen Global	
	2024/07/15	 Aktienempfehlungen Global	
	2024/07/12	 Global Equity Ratings	

Details

2024/07/26 18:00:00

Price

107.20 SEK

Difference ▼ -1.74% (-1.90)

General attributes

ISIN	SE0000862997
Symbol	BILL
Exchange	Nasdaq Stockholm
Currency	SEK
Sector	Industry
Security type	Stock
Market cap (m)	2,278 EUR
Benchmark	OMX STOCKHOLM 30 INDEX

Market data

Bid (Bid size)	107.00 SEK (211)
Ask (Ask size)	107.10 SEK (28)
Open	108.40 SEK
High	108.60 SEK
Low	106.70 SEK
Close (prev. day)	109.10 SEK
VWAP	107.3141 SEK
Volume (pcs)	310,332
Trading volume	33,303,007.50
Number of trades	1,118
Last size	-

Performance and Risk

	6m	1y	3y
Perf (%)	+9.39%	+22.46%	-37.22%
Perf (abs.)	+9.20	+19.66	-63.56
Beta	0.58	0.92	0.87
Volatility	31.42	32.35	31.93

5y



Information about previous performance does not guarantee future performance.
Source: FactSet

Price data

Ø price 5 days Ø volume 5 days (pcs.)	108.72 SEK (489,349)
Ø price 30 days Ø volume 30 days (pcs.)	101.07 SEK (404,657)
Ø price 100 days Ø volume 100 days (pcs.)	99.54 SEK (581,140)
Ø price 250 days Ø volume 250 days (pcs.)	96.48 SEK (560,091)
YTD High date	117.00 SEK (2024/05/22)
YTD Low date	86.08 SEK (2024/02/27)
52 Weeks High date	117.00 SEK (2024/05/22)
52 Weeks Low date	81.26 SEK (2023/08/18)

Arbitrage views

Exchange ⊕	Date	Time	Price	Trading volume (mio.)	Number of trades
Tradegate	2024/07/26	22:26	9.16 EUR	0.00	1
Stuttgart	2024/07/26	13:56	9.11 EUR	0.00	9
Nasdaq Stockholm	2024/07/26	18:00	107.20 SEK	33.30	1,118
Munich	2024/07/26	08:19	9.27 EUR	0.00	2
London Stock Exchange	2024/	17:25	106.90 SEK	0.00	2

European Trade Reporting	07/26					
Hanover	2024/ 07/26	08:01	9.11 EUR	0.00		3
Frankfurt	2024/ 07/26	09:28	9.09 EUR	0.00		2
FINRA other OTC Issues	2024/ 07/19	17:59	9.55 USD	0.00		3
Duesseldorf	2024/ 07/26	19:31	9.08 EUR	0.00		7
Berlin	2024/ 07/26	21:43	9.14 EUR	0.00		17

Company profile

Company Logo



BILLERUD

Contact Details

BILLERUD AB

--

Boulevard, Box 703 16927 Solna

Telefon: +46 8 55333500

Fax: +46 8 55333560

E-mail: info@billerud.com

Company Profile

-

Members of Management Board

Christoph Michalski	Chairman of Managing Board
Andreas Mattsson	Member of Executive Committee
Anna-Maria Tuominen-Reini	Member of Executive Committee
Erik Olsson	Member of Executive Committee
Ivar Vatne	Member of Executive Committee
Matthew Hirst	Member of Executive Committee
Nina Ekstrand	Member of Executive Committee
Paulina Ekvall	Member of Executive Committee
Tor Lundqvist	Member of Executive Committee
Ulf Eliasson	Member of Executive Committee

Board of directors

Jan Svensson	Chairman of Supervisory Board
Bo Knöös	Member of Supervisory Board
Florian Heiserer	Member of Supervisory Board
Jan Oliver Åström	Member of Supervisory Board
Magnus Axelsson	Member of Supervisory Board
Magnus Nicolin	Member of Supervisory Board
Nicklas Johansson	Member of Supervisory Board
Per Thomas Bertilsson	Member of Supervisory Board
Regi Aalstad	Member of Supervisory Board
Victoria van Camp	Member of Supervisory Board