

XPEL INC

ISIN: US98379L1008

WKN: 98379L100

Overview

2024/06/21 21:52:58

Price
33.80 EURDifference  -0.59% (-0.20)

General attributes

ISIN	US98379L1008
Symbol	XPEL
Exchange	Stuttgart
Currency	EUR
Sector	Automotive
Security type	Stock
Market cap (m)	935 EUR
Benchmark	S&P 500

Market data

Bid (Bid size)	- (0)
Ask (Ask size)	- (0)
Open	33.60 EUR
High	33.80 EUR
Low	33.40 EUR
Close (prev. day)	34.00 EUR
VWAP	-
Volume (pcs)	0
Trading volume	0.00
Number of trades	6
Last size	0









Futures and Options

Related Futures	-
Related Options	-



Information about previous performance does not guarantee future performance.
Source: FactSet

Recent research

on sector		on market	
Date		Headline	Download
2024/06/21		Global Equity Ratings	
2024/06/21		Aktienempfehlungen Global	
2024/06/14		Global Equity Ratings	
2024/06/14		Aktienempfehlungen Global	
2024/06/11		Aktienempfehlungen Österreich	

Details

2024/06/21 21:52:58

Price

33.80 EUR

Difference 📉 -0.59% (-0.20)

General attributes

ISIN	US98379L1008
Symbol	XPEL
Exchange	Stuttgart
Currency	EUR
Sector	Automotive
Security type	Stock
Market cap (m)	935 EUR
Benchmark	S&P 500

Market data

Bid (Bid size)	- (0)
Ask (Ask size)	- (0)
Open	33.60 EUR
High	33.80 EUR
Low	33.40 EUR
Close (prev. day)	34.00 EUR
VWAP	-
Volume (pcs)	0
Trading volume	0.00
Number of trades	6
Last size	0

Performance and Risk

	6m	1y	3y
Perf (%)	-33.73%	-54.93%	-
Perf (abs.)	-17.20	-41.20	-
Beta	0.24	0.87	1.15
Volatility	80.37	66.44	-

5y



Information about previous performance does not guarantee future performance.
Source: FactSet

Price data

Ø price 5 days Ø volume 5 days (pcs.)	34.44 EUR (0)
Ø price 30 days Ø volume 30 days (pcs.)	33.56 EUR (0)
Ø price 100 days Ø volume 100 days (pcs.)	43.38 EUR (5)
Ø price 250 days Ø volume 250 days (pcs.)	53.24 EUR (3)
YTD High date	54.50 EUR (2024/04/12)
YTD Low date	29.60 EUR (2024/05/06)
52 Weeks High date	78.50 EUR (2023/08/24)
52 Weeks Low date	29.60 EUR (2024/05/06)

Arbitrage views

Exchange	Date	Time	Price	Trading volume (mio.)	Number of trades
Tradegate	2024/06/21	22:26	34.00 EUR	0.00	1
Stuttgart	2024/06/21	21:52	33.80 EUR	0.00	6
Nasdaq	2024/06/21	22:00	36.24 USD	14.25	4,675
Munich	2024/06/21	08:04	34.20 EUR	0.00	1
Frankfurt	2024/06/21	08:10	33.20 EUR	0.00	2
Duesseldorf	2024/06/21	19:31	33.40 EUR	0.00	7
Berlin	2024/06/21	20:30	33.60 EUR	0.00	19

Company profile

Company Logo



Company Profile

-

Contact Details

XPEL INC.

--

Telefon: -

Fax: -

E-mail: -