

DEOLEO SA

ISIN: **ES0110047919**

WKN: -

Overview

2024/09/13 08:12:08

Price
0.215 EURDifference  -2.27% (-0.01)

General attributes

ISIN	ES0110047919
Symbol	OLE
Exchange	Frankfurt
Currency	EUR
Sector	Consumer Products
Security type	Stock
Market cap (m)	112 EUR
Benchmark	IBEX 35

Market data

Bid (Bid size)	-
Ask (Ask size)	-
Open	0.215 EUR
High	0.215 EUR
Low	0.215 EUR
Close (prev. day)	0.22 EUR
VWAP	0.22 EUR
Volume (pcs)	0
Trading volume	0.00
Number of trades	2
Last size	0

Futures and Options





Related Futures	-
Related Options	-

5y



Information about previous performance does not guarantee future performance.
Source: FactSet

Recent research

on sector		on market	
Date		Headline	Download
2024/09/11		Global Equity Ratings	
2024/09/11		Aktienempfehlungen Global	
2024/09/09		Aktienempfehlungen Österreich	
2024/09/05		Global Equity Ratings	
2024/09/05		Aktienempfehlungen Global	

Details

2024/09/13 08:12:08

Price

0.215 EUR

Difference ▼ -2.27% (-0.01)

General attributes

ISIN	ES0110047919
Symbol	OLE
Exchange	Frankfurt
Currency	EUR
Sector	Consumer Products
Security type	Stock
Market cap (m)	112 EUR
Benchmark	IBEX 35

Market data

Bid (Bid size)	-
Ask (Ask size)	-
Open	0.215 EUR
High	0.215 EUR
Low	0.215 EUR
Close (prev. day)	0.22 EUR
VWAP	0.22 EUR
Volume (pcs)	0
Trading volume	0.00
Number of trades	2
Last size	0

Performance and Risk

	6m	1y	3y
Perf (%)	+11.28%	-12.24%	-37.75%
Perf (abs.)	+0.02	-0.03	-0.13
Beta	-	-	-
Volatility	29.62	33.87	42.99

5y



Information about previous performance does not guarantee future performance.
Source: FactSet

Price data

Ø price 5 days Ø volume 5 days (pcs.)	0.216 EUR (100)
Ø price 30 days Ø volume 30 days (pcs.)	0.219 EUR (147)
Ø price 100 days Ø volume 100 days (pcs.)	0.226 EUR (457)
Ø price 250 days Ø volume 250 days (pcs.)	0.220 EUR (277)
YTD High date	0.249 EUR (2024/05/16)
YTD Low date	0.190 EUR (2024/03/05)
52 Weeks High date	0.262 EUR (2023/12/18)
52 Weeks Low date	0.190 EUR (2024/03/05)

All listings for DEOLEO SA

Exchange 📍	Date	Time	Price	Trading volume (mio.)	Number of trades
Stuttgart	2024/09/13	12:46	0.212 EUR	0.00	9
London Stock Exchange	2022/04/21	13:56	0.3925 EUR	0.00	1
Frankfurt	2024/09/13	08:12	0.215 EUR	0.00	2
FINRA other OTC Issues	2024/01/16	19:18	0.25 USD	0.00	1
Berlin	2024/09/13	08:12	0.215 EUR	0.00	3

	13						
BME Continuous Market	2024/09/ 13	17:35	0.219	EUR	0.03		29

Company profile

Company Logo



Company Profile

-

Contact Details

DEOLEO SA

--

Paseo de la Castellana 51, 28046 Madrid

Telefon: 34 96 248 2100

Fax: -

E-mail: -