

## COLOPLAST A/S SER. B

ISIN: **DK0060448595** WKN: -

## Overview

2024/04/26 08:00:30

Price  
116.40 EURDifference  -6.13% (-7.60)

## General attributes

ISIN	DK0060448595
Symbol	COLO B
Exchange	Hanover
Currency	EUR
Sector	Chemical / Pharmaceutical / Health
Security type	Stock
Market cap (m)	23,903 EUR
Benchmark	OMX COPENHAGEN 20

## Market data

Bid (Bid size)	-
Ask (Ask size)	-
Open	116.40 EUR
High	116.40 EUR
Low	116.40 EUR
Close (prev. day)	124.00 EUR
VWAP	-
Volume (pcs)	0
Trading volume	0.00
Number of trades	3
Last size	0

## Futures and Options







Related Futures	13
Related Options	-

5y



Information about previous performance does not guarantee future performance.  
Source: FactSet

## Recent research

on instrument		on sector	
Date		Headline	Download
2023/10/27		Global Equity Ratings	
2023/10/27		Aktienempfehlungen Global	
2023/09/29		Global Equity Ratings	
2023/09/29		Aktienempfehlungen Global	
2023/09/08		Global Equity Ratings	

## Details

2024/04/26 08:00:30

## Price

116.40 EUR

Difference ⬇ -6.13% (-7.60)

## General attributes

ISIN	DK0060448595
Symbol	COLO B
Exchange	Hanover
Currency	EUR
Sector	Chemical / Pharmaceutical / Health
Security type	Stock
Market cap (m)	23,903 EUR
Benchmark	OMX COPENHAGEN 20

## Market data

Bid (Bid size)	-
Ask (Ask size)	-
Open	116.40 EUR
High	116.40 EUR
Low	116.40 EUR
Close (prev. day)	124.00 EUR
VWAP	-
Volume (pcs)	0
Trading volume	0.00
Number of trades	3
Last size	0

## Performance and Risk

	6m	1y	3y
Perf (%)	+20.05%	-9.38%	-14.38%
Perf (abs.)	+19.44	-12.05	-19.55
Beta	0.55	0.41	0.66
Volatility	32.99	28.96	28.16

5y



Information about previous performance does not guarantee future performance.  
Source: FactSet

## Price data

Ø price 5 days   Ø volume 5 days (pcs.)	120.75 EUR (0)
Ø price 30 days   Ø volume 30 days (pcs.)	122.85 EUR (58)
Ø price 100 days   Ø volume 100 days (pcs.)	114.29 EUR (91)
Ø price 250 days   Ø volume 250 days (pcs.)	110.44 EUR (81)
YTD High   date	130.10 EUR (2024/03/13)
YTD Low   date	101.75 EUR (2024/01/08)
52 Weeks High   date	132.65 EUR (2023/05/09)
52 Weeks Low   date	93.48 EUR (2023/11/13)

## Arbitrage views

Exchange <span>⊕</span>	Date	Time	Price	Trading volume (mio.)	Number of trades
Xetra	2024/04/26	17:35	115.85 EUR	0.01	4
Vienna Stock Exchange	2024/04/26	17:32	115.85 EUR	0.00	2
Tradegate	2024/04/26	22:26	115.65 EUR	0.74	42
Stuttgart	2024/04/26	13:40	115.90 EUR	0.02	7
SIX Swiss Exchange	2020/	17:36	111.00 CHF	0.00	1

	04/09					
Nasdaq Copenhagen	2024/ 04/26	16:59	863.40 DKK	365.29		4,386
Munich	2024/ 04/26	08:11	117.65 EUR	0.00		2
London Stock Exchange European Trade Reporting	2024/ 04/26	16:55	863.90 DKK	0.75		8
Hanover	2024/ 04/26	08:00	116.40 EUR	0.00		3
Frankfurt	2024/ 04/26	10:48	116.10 EUR	0.01		1
FINRA other OTC Issues	2024/ 04/26	18:43	119.50 USD	0.48		4
Duesseldorf	2024/ 04/26	19:30	115.10 EUR	0.00		7
Berlin	2024/ 04/26	21:52	115.60 EUR	0.00		16

## Company profile

### Company Logo



#### Contact Details

COLOPLAST A/S

--

Holtedam 1-3 - 3050 Humlebaek

Telefon: +45-49-11-11-11

Fax: +

E-mail: -

### Company Profile

-

#### Members of Management Board

Kristian Villumsen Chairman of Managing Board

Allan Rasmussen Member of Executive Committee

Anders Lonning-Skovgaard Member of Executive Committee

Dorthe Ronnau Member of Executive Committee

Nicolai Buhl Andersen Member of Executive Committee

Paul Marcun Member of Executive Committee

#### Board of directors

Lars Søren Rasmussen Chairman of Supervisory Board

Annette Brüls Member of Supervisory Board

Carsten Hellmann Member of Supervisory Board

Jette Nygaard-Andersen Member of Supervisory Board

Marianne Wiinholt Member of Supervisory Board

Niels Peter Louis-Hansen Member of Supervisory Board

Nikolaj Kyhe Gundersen Member of Supervisory Board

Roland Vendelbo Pedersen Member of Supervisory Board

Thomas Barfod Member of Supervisory Board