

COLOPLAST A/S SER. B

ISIN: **DK0060448595** WKN: -

Overview

2023/09/29 17:13:28

Price
100.60 EURDifference  1.00% (1.00)

General attributes

ISIN	DK0060448595
Symbol	COLO B
Exchange	Hanover
Currency	EUR
Sector	Chemical / Pharmaceutical / Health
Security type	Stock
Market cap (m)	20,700 EUR
Benchmark	OMX COPENHAGEN 20

Market data

Bid (Bid size)	-
Ask (Ask size)	-
Open	99.44 EUR
High	100.60 EUR
Low	99.44 EUR
Close (prev. day)	99.60 EUR
VWAP	-
Volume (pcs)	30
Trading volume	3,018.00
Number of trades	2
Last size	30

Futures and Options

Related Futures	12
Related Options	-

5y












Information about previous performance does not guarantee future performance.
Source: FactSet

Recent research

on instrument

on sector

Date		Headline	Download
2023/09/29		Global Equity Ratings	
2023/09/29		Aktienempfehlungen Global	
2023/09/08		Global Equity Ratings	
2023/09/08		Aktienempfehlungen Global	
2023/08/22		Global Equity Ratings	

Details

2023/09/29 17:13:28

Price

100.60 EUR

Difference ▲ 1.00% (1.00)

General attributes

ISIN	DK0060448595
Symbol	COLO B
Exchange	Hanover
Currency	EUR
Sector	Chemical / Pharmaceutical / Health
Security type	Stock
Market cap (m)	20,700 EUR
Benchmark	OMX COPENHAGEN 20

Market data

Bid (Bid size)	-
Ask (Ask size)	-
Open	99.44 EUR
High	100.60 EUR
Low	99.44 EUR
Close (prev. day)	99.60 EUR
VWAP	-
Volume (pcs)	30
Trading volume	3,018.00
Number of trades	2
Last size	30

Performance and Risk

	6m	1y	3y
Perf (%)	-14.13%	-1.85%	-22.91%
Perf (abs.)	-16.55	-1.90	-29.90
Beta	0.32	0.48	0.71
Volatility	23.78	23.88	27.56

5y



Information about previous performance does not guarantee future performance.
Source: FactSet

Price data

Ø price 5 days Ø volume 5 days (pcs.)	100.44 EUR (51)
Ø price 30 days Ø volume 30 days (pcs.)	103.97 EUR (22)
Ø price 100 days Ø volume 100 days (pcs.)	110.50 EUR (71)
Ø price 250 days Ø volume 250 days (pcs.)	113.08 EUR (50)
YTD High date	132.65 EUR (2023/05/09)
YTD Low date	99.44 EUR (2023/09/29)
52 Weeks High date	132.65 EUR (2023/05/09)
52 Weeks Low date	99.44 EUR (2023/09/29)

All listings for COLOPLAST A/S SER. B

Exchange ⊕	Date	Time	Price	Trading volume (mio.)	Number of trades
Xetra	2023/09/29	17:35	100.10 EUR	0.00	1
Vienna Stock Exchange	2023/09/29	17:32	100.55 EUR	0.00	2
Tradegate	2023/09/29	22:26	100.20 EUR	0.28	49
Stuttgart	2023/09/29	15:31	100.85 EUR	0.03	6

SIX Swiss Exchange	2020/ 04/09	17:36	111.00 CHF	0.00	1
Nasdaq Copenhagen	2023/ 09/29	16:59	747.60 DKK	165.46	1,911
Munich	2023/ 09/29	08:06	100.45 EUR	0.00	1
London Stock Exchange European Trade Reporting	2023/ 09/29	16:55	748.00 DKK	0.00	3
Hanover	2023/ 09/29	17:13	100.60 EUR	0.00	2
Frankfurt	2023/ 09/29	08:13	100.70 EUR	0.01	3
FINRA other OTC Issues	2023/ 09/29	20:31	104.281 USD	0.00	1
Duesseldorf	2023/ 09/29	19:31	99.64 EUR	0.00	5
Berlin	2023/ 09/29	21:52	100.25 EUR	0.00	16
BX Swiss	-	-	-	0.00	-

Company profile

Company Logo



Contact Details

COLOPLAST A/S

--

Holtedam 1-3 - 3050 Humlebaek

Telefon: +45-49-11-11-11

Fax: +45-49-11-15-55

E-mail: -

Company Profile

-

Members of Management Board

Kristian Villumsen Chairman of Managing Board

Allan Rasmussen Member of Executive Committee

Anders Lonning-Skovgaard Member of Executive Committee

Camilla G. Møhl Member of Executive Committee

Nicolai Buhl Andersen Member of Executive Committee

Paul Marcun Member of Executive Committee

Board of directors

Lars Søren Rasmussen Chairman of Supervisory Board

Annette Brøls Member of Supervisory Board

Carsten Hellmann Member of Supervisory Board

Jette Nygaard-Andersen Member of Supervisory Board

Marianne Wiinholt Member of Supervisory Board

Niels Peter Louis-Hansen Member of Supervisory Board

Nikolaj Kyhe Gundersen Member of Supervisory Board

Roland Vendelbo Pedersen Member of Supervisory Board

Thomas Barfod Member of Supervisory Board