

## SANGOMA TECHNOLOGIES CORP

ISIN: CA80100R4089 WKN: -

## Overview

2024/07/26 11:05:43

Price  
4.94 EURDifference  6.01% (0.28)

## General attributes

ISIN	CA80100R4089
Symbol	STC
Exchange	Stuttgart
Currency	EUR
Sector	Technology
Security type	Stock
Market cap (m)	166 EUR
Benchmark	S&P/TSX 60 INDEX

## Market data

Bid (Bid size)	- (0)
Ask (Ask size)	- (0)
Open	4.66 EUR
High	4.94 EUR
Low	4.66 EUR
Close (prev. day)	4.66 EUR
VWAP	-
Volume (pcs)	0
Trading volume	0.00
Number of trades	4
Last size	0

## Futures and Options










Related Futures	-
Related Options	-

5y



Information about previous performance does not guarantee future performance.  
Source: FactSet

## Recent research

on sector		
Date	Headline	Download
2024/07/26	 Equity Weekly	
2024/07/24	 Global Equity Ratings	
2024/07/24	 Aktienempfehlungen Global	
2024/07/15	 Aktienempfehlungen Global	
2024/07/12	 Global Equity Ratings	

## Details

2024/07/26 11:05:43

## Price

4.94 EUR

Difference ▲ 6.01% (0.28)

## General attributes

ISIN	CA80100R4089
Symbol	STC
Exchange	Stuttgart
Currency	EUR
Sector	Technology
Security type	Stock
Market cap (m)	166 EUR
Benchmark	S&P/TSX 60 INDEX

## Market data

Bid (Bid size)	- (0)
Ask (Ask size)	- (0)
Open	4.66 EUR
High	4.94 EUR
Low	4.66 EUR
Close (prev. day)	4.66 EUR
VWAP	-
Volume (pcs)	0
Trading volume	0.00
Number of trades	4
Last size	0

## Performance and Risk

	6m	1y	3y
Perf (%)	+111.11%	+31.38%	-
Perf (abs.)	+2.60	+1.18	-
Beta	1.29	0.85	1.01
Volatility	61.05	59.80	-

5y



Information about previous performance does not guarantee future performance.  
Source: FactSet

## Price data

Ø price 5 days   Ø volume 5 days (pcs.)	4.75 EUR (0)
Ø price 30 days   Ø volume 30 days (pcs.)	4.47 EUR (0)
Ø price 100 days   Ø volume 100 days (pcs.)	4.36 EUR (0)
Ø price 250 days   Ø volume 250 days (pcs.)	3.53 EUR (0)
YTD High   date	5.30 EUR (2024/05/30)
YTD Low   date	2.30 EUR (2024/01/26)
52 Weeks High   date	5.30 EUR (2024/05/30)
52 Weeks Low   date	2.06 EUR (2023/11/15)

## All listings for SANGOMA TECHNOLOGIES CORP

Exchange	Date	Time	Price	Trading volume (mio.)	Number of trades
Tradegate	2024/07/26	22:26	5.00 EUR	0.01	7
Toronto Stock Exchange	2024/07/26	21:47	7.50 CAD	0.10	39
Stuttgart	2024/07/26	11:05	4.94 EUR	0.00	4
Nasdaq	2024/07/26	22:30	5.15 USD	0.03	310
Munich	2024/07/26	09:50	5.00 EUR	0.00	2

	26						
Frankfurt	2024/07/26	09:43	5.10	EUR	0.00		1
Duesseldorf	2024/07/26	08:11	4.64	EUR	0.00		3

## Company profile

### Company Logo



### Company Profile

-

### Contact Details

SANGOMA TECHNOLOGIES

--

----

Telefon: -

Fax: -

E-mail: -