

## CARGOJET INC.

ISIN: CA14179V5036 WKN: -

## Overview

2024/08/09 18:24:13

Price  
117.55 CADDifference  -1.37% (-1.63)

## General attributes

ISIN	CA14179V5036
Symbol	CJT
Exchange	Toronto Stock Exchange
Currency	CAD
Sector	Transport
Security type	Stock
Market cap (m)	1,306 EUR
Benchmark	S&P/TSX 60 INDEX

## Market data

Bid (Bid size)	117.36 CAD (200)
Ask (Ask size)	117.64 CAD (100)
Open	118.61 CAD
High	119.59 CAD
Low	117.55 CAD
Close (prev. day)	119.18 CAD
VWAP	118.613193 CAD
Volume (pcs)	5,887
Trading volume	698,275.87
Number of trades	66
Last size	100

## Futures and Options







Related Futures	-
Related Options	-

5y



Information about previous performance does not guarantee future performance.  
Source: FactSet

## Recent research

on sector		
Date	Headline	Download
2024/08/09	 Equity Weekly	
2024/07/29	 Aktienempfehlungen Österreich	
2024/07/24	 Global Equity Ratings	
2024/07/24	 Aktienempfehlungen Global	
2024/07/15	 Aktienempfehlungen Global	

## Details

2024/08/09 18:24:13

## Price

117.55 CAD

Difference ▼ -1.37% (-1.63)

## General attributes

ISIN	CA14179V5036
Symbol	CJT
Exchange	Toronto Stock Exchange
Currency	CAD
Sector	Transport
Security type	Stock
Market cap (m)	1,306 EUR
Benchmark	S&P/TSX 60 INDEX

## Market data

Bid (Bid size)	117.36 CAD (200)
Ask (Ask size)	117.64 CAD (100)
Open	118.61 CAD
High	119.59 CAD
Low	117.55 CAD
Close (prev. day)	119.18 CAD
VWAP	118.613193 CAD
Volume (pcs)	5,887
Trading volume	698,275.87
Number of trades	66
Last size	100

## Performance and Risk

	6m	1y	3y
Perf (%)	-0.28%	+25.78%	-35.82%
Perf (abs.)	-0.33	+24.43	-66.51
Beta	1.11	1.13	1.39
Volatility	31.24	32.76	38.94

5y



Information about previous performance does not guarantee future performance.  
Source: FactSet

## Price data

Ø price 5 days   Ø volume 5 days (pcs.)	119.43 CAD (46,664)
Ø price 30 days   Ø volume 30 days (pcs.)	131.11 CAD (83,805)
Ø price 100 days   Ø volume 100 days (pcs.)	121.11 CAD (63,908)
Ø price 250 days   Ø volume 250 days (pcs.)	110.41 CAD (56,219)
YTD High   date	143.64 CAD (2024/06/28)
YTD Low   date	104.20 CAD (2024/03/20)
52 Weeks High   date	143.64 CAD (2024/06/28)
52 Weeks Low   date	76.50 CAD (2023/10/27)

## All listings for CARGOJET INC.

Exchange	Date	Time	Price	Trading volume (mio.)	Number of trades
Tradegate	2024/08/08	22:02	80.00 EUR	0.00	1
Toronto Stock Exchange	2024/08/09	18:24	117.55 CAD	0.70	66
Stuttgart	2024/08/09	16:27	79.00 EUR	0.00	5
Munich	2024/08/09	08:02	79.00 EUR	0.00	1
Frankfurt	2024/08/09	18:00	78.00 EUR	0.00	5

	09					
FINRA other OTC Issues	2024/07/26	20:27	94.01 USD	0.01		2
Duesseldorf	2024/08/09	16:00	79.00 EUR	0.00		3
Berlin	2024/08/09	08:02	79.00 EUR	0.00		1

## Company profile

### Company Logo



### Company Profile

-

### Contact Details

CARGOJET

--

----

Telefon: -

Fax: -

E-mail: -