

CARGOJET INC.

ISIN: CA14179V5036 WKN: -

Overview

2024/04/26 22:00:00

Price
115.59 CADDifference  -1.54% (-1.81)

General attributes

ISIN	CA14179V5036
Symbol	CJT
Exchange	Toronto Stock Exchange
Currency	CAD
Sector	Transport
Security type	Stock
Market cap (m)	1,334 EUR
Benchmark	S&P/TSX 60 INDEX

Market data

Bid (Bid size)	115.07 CAD (100)
Ask (Ask size)	115.97 CAD (100)
Open	117.42 CAD
High	117.42 CAD
Low	114.63 CAD
Close (prev. day)	117.40 CAD
VWAP	115.779089 CAD
Volume (pcs)	58,938
Trading volume	6,823,787.96
Number of trades	509
Last size	100

Futures and Options





Related Futures	-
Related Options	-

5y



Information about previous performance does not guarantee future performance.
Source: FactSet

Recent research

on sector			
Date		Headline	Download
2024/04/26		Global Equity Ratings	
2024/04/26		Aktienempfehlungen Global	
2024/04/15		Aktienempfehlungen Österreich	
2024/04/03		Global Equity Ratings	
2024/04/03		Aktienempfehlungen Global	

Details

2024/04/26 22:00:00

Price

115.59 CAD

Difference  -1.54% (-1.81)

General attributes

ISIN	CA14179V5036
Symbol	CJT
Exchange	Toronto Stock Exchange
Currency	CAD
Sector	Transport
Security type	Stock
Market cap (m)	1,334 EUR
Benchmark	S&P/TSX 60 INDEX

Market data

Bid (Bid size)	115.07 CAD (100)
Ask (Ask size)	115.97 CAD (100)
Open	117.42 CAD
High	117.42 CAD
Low	114.63 CAD
Close (prev. day)	117.40 CAD
VWAP	115.779089 CAD
Volume (pcs)	58,938
Trading volume	6,823,787.96
Number of trades	509
Last size	100

Performance and Risk

	6m	1y	3y
Perf (%)	+46.89%	+14.01%	-34.97%
Perf (abs.)	+36.90	+14.20	-62.17
Beta	1.46	1.11	1.40
Volatility	34.10	31.18	38.78

5y



Information about previous performance does not guarantee future performance.
Source: FactSet

Price data

Ø price 5 days Ø volume 5 days (pcs.)	114.63 CAD (45,174)
Ø price 30 days Ø volume 30 days (pcs.)	111.99 CAD (44,288)
Ø price 100 days Ø volume 100 days (pcs.)	114.72 CAD (49,719)
Ø price 250 days Ø volume 250 days (pcs.)	103.35 CAD (48,611)
YTD High date	124.94 CAD (2024/01/24)
YTD Low date	104.20 CAD (2024/03/20)
52 Weeks High date	124.94 CAD (2024/01/24)
52 Weeks Low date	76.50 CAD (2023/10/27)

All listings for CARGOJET INC.

Exchange 	Date	Time	Price	Trading volume (mio.)	Number of trades
Tradegate	2024/04/26	22:02	79.50 EUR	0.00	1
Toronto Stock Exchange	2024/04/26	22:00	115.59 CAD	6.82	509
Stuttgart	2024/04/26	17:47	79.00 EUR	0.00	12
Munich	2024/04/26	08:03	80.00 EUR	0.00	2
Frankfurt	2024/04/26	21:55	78.50 EUR	0.00	9

	26					
FINRA other OTC Issues	2024/04/26	21:59	84.4917 USD	0.16		3
Duesseldorf	2024/04/26	19:30	78.00 EUR	0.00		6
Berlin	2024/04/26	08:03	80.00 EUR	0.00		2

Company profile

Company Logo



Company Profile

-

Contact Details

CARGOJET

--

Telefon: -

Fax: -

E-mail: -