

## CORPORACIÓN FINANCIERA ALBA SA

ISIN: **ES0117160111** WKN: -

## Overview

2024/07/26 08:17:28

Price  
49.10 EURDifference  -0.91% (-0.45)

## General attributes

ISIN	ES0117160111
Symbol	ALB
Exchange	Stuttgart
Currency	EUR
Sector	Other
Security type	Stock
Market cap (m)	2,991 EUR
Benchmark	IBEX 35

## Market data

Bid (Bid size)	- (0)
Ask (Ask size)	- (0)
Open	49.10 EUR
High	49.10 EUR
Low	49.10 EUR
Close (prev. day)	49.55 EUR
VWAP	-
Volume (pcs)	0
Trading volume	0.00
Number of trades	3
Last size	0

## Futures and Options











Related Futures	-
Related Options	-

5y



Information about previous performance does not guarantee future performance.  
Source: FactSet

## Recent research

on sector		on market	
Date		Headline	Download
2024/07/26		Equity Weekly	
2024/07/24		Global Equity Ratings	
2024/07/24		Aktienempfehlungen Global	
2024/07/15		Aktienempfehlungen Global	
2024/07/12		Global Equity Ratings	

## Details

2024/07/26 08:17:28

## Price

49.10 EUR

Difference  -0.91% (-0.45)

## General attributes

ISIN	ES0117160111
Symbol	ALB
Exchange	Stuttgart
Currency	EUR
Sector	Other
Security type	Stock
Market cap (m)	2,991 EUR
Benchmark	IBEX 35

## Market data

Bid (Bid size)	- (0)
Ask (Ask size)	- (0)
Open	49.10 EUR
High	49.10 EUR
Low	49.10 EUR
Close (prev. day)	49.55 EUR
VWAP	-
Volume (pcs)	0
Trading volume	0.00
Number of trades	3
Last size	0

## Performance and Risk

	6m	1y	3y
Perf (%)	+2.94%	+2.51%	+5.71%
Perf (abs.)	+1.40	+1.20	+2.65
Beta	0.32	0.23	0.37
Volatility	15.69	16.44	17.66

5y



Information about previous performance does not guarantee future performance.  
Source: FactSet

## Price data

Ø price 5 days   Ø volume 5 days (pcs.)	49.55 EUR (0)
Ø price 30 days   Ø volume 30 days (pcs.)	50.34 EUR (13)
Ø price 100 days   Ø volume 100 days (pcs.)	49.11 EUR (4)
Ø price 250 days   Ø volume 250 days (pcs.)	48.29 EUR (2)
YTD High   date	52.10 EUR (2024/05/28)
YTD Low   date	45.70 EUR (2024/01/02)
52 Weeks High   date	52.10 EUR (2024/05/28)
52 Weeks Low   date	45.20 EUR (2023/10/09)

## Arbitrage views

Exchange 	Date	Time	Price	Trading volume (mio.)	Number of trades
Tradegate	2024/07/26	22:26	49.70 EUR	0.01	3
Stuttgart	2024/07/26	08:17	49.10 EUR	0.00	3
Munich	2024/07/26	08:04	49.50 EUR	0.00	1
London Stock Exchange	2020/09/07	17:44	34.6452 EUR	0.00	1
Frankfurt	2024/07/26	08:03	49.40 EUR	0.00	2

	26					
Duesseldorf	2024/07/ 26	19:31	49.50 EUR	0.00		7
Berlin	2024/07/ 26	08:04	49.40 EUR	0.00		3
BME Continuous Market	2024/07/ 26	17:35	49.60 EUR	0.30		77

## Company profile

### Company Logo



### Company Profile

-

### Contact Details

CORPORACION FINANCIERA ALBA SA

Andres Temes

C/Castelló 77, 5ª planta - 28006 Madrid

Telefon: +34 91 436 37 10

Fax: +34 91 575 67 37

E-mail: [alba@corporacionalba.es](mailto:alba@corporacionalba.es)