


QPR SOFTWARE OYJ

ISIN: **FI0009008668**    WKN: **QPR1V**

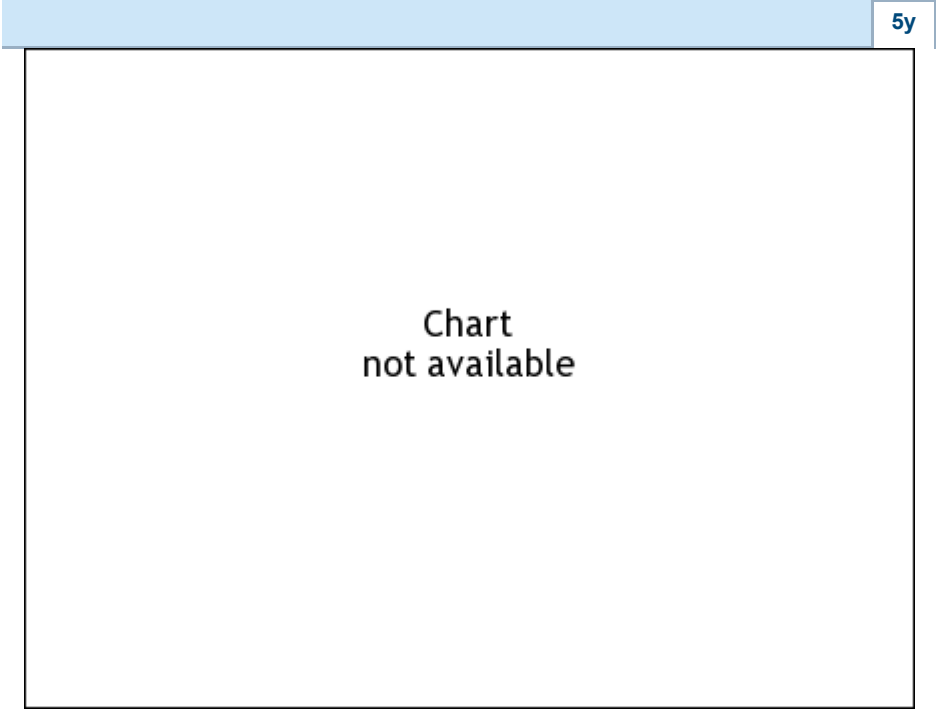
Overview

2019/03/29 17:25:00	
Price	1.955 EUR
Difference	 10.11% (0.18)

General attributes	
ISIN	FI0009008668
Symbol	QPR1V
Exchange	London Stock Exchange
Currency	EUR
Sector	Software
Security type	Stock
Market cap (m)	11 EUR
Benchmark	OMX HELSINKI 25


Market data	
Bid (Bid size)	1.7636 EUR (31,640)
Ask (Ask size)	1.9437 EUR (31,640)
Open	1.845 EUR
High	1.955 EUR
Low	1.845 EUR
Close (prev. day)	1.7754 EUR
VWAP	-
Volume (pcs)	-
Trading volume	-
Number of trades	2
Last size	-

Futures and Options	
Related Futures	-
Related Options	-




Information about previous performance does not guarantee future performance.  
**Source:** FactSet

Recent research

on sector		on market	
Date		Headline	Download
2024/04/15		Aktienempfehlungen Österreich	
2024/04/03		Global Equity Ratings	
2024/04/03		Aktienempfehlungen Global	
2024/04/03		Aktienempfehlungen Österreich	
2024/03/29		Equity Weekly	

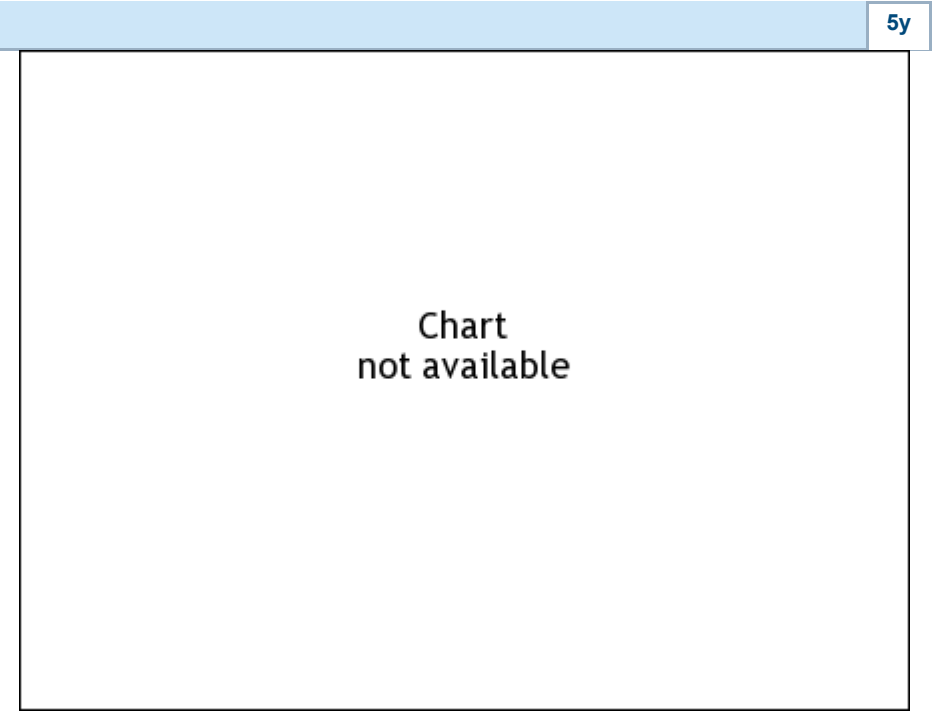
Details

2019/03/29 17:25:00		
Price	1.955 EUR	
Difference		10.11% (0.18)

General attributes	
ISIN	FI0009008668
Symbol	QPR1V
Exchange	London Stock Exchange
Currency	EUR
Sector	Software
Security type	Stock
Market cap (m)	11 EUR
Benchmark	OMX HELSINKI 25

Market data	
Bid (Bid size)	1.7636 EUR (31,640)
Ask (Ask size)	1.9437 EUR (31,640)
Open	1.845 EUR
High	1.955 EUR
Low	1.845 EUR
Close (prev. day)	1.7754 EUR
VWAP	-
Volume (pcs)	-
Trading volume	-
Number of trades	2
Last size	-

Performance and Risk			
	6m	1y	3y
Perf (%)	+15.68%	+16.37%	-
Perf (abs.)	+0.27	+0.28	-
Beta	0.51	0.62	0.50
Volatility	25.82	25.22	27.14



Information about previous performance does not guarantee future performance.  
Source: FactSet

Price data	
Ø price 5 days   Ø volume 5 days (pcs.)	1.837 EUR (0)
Ø price 30 days   Ø volume 30 days (pcs.)	1.762 EUR (0)
Ø price 100 days   Ø volume 100 days (pcs.)	1.693 EUR (0)
Ø price 250 days   Ø volume 250 days (pcs.)	1.664 EUR (0)
YTD High   date	1.955 EUR (2019/03/29)
YTD Low   date	1.583 EUR (2019/01/02)
52 Weeks High   date	1.955 EUR (2019/03/29)
52 Weeks Low   date	1.525 EUR (2018/12/28)

Arbitrage views					
Exchange 	Date	Time	Price	Trading volume (mio.)	Number of trades
Nasdaq Helsinki	2024/04/19	17:24	0.606 EUR	0.02	64
London Stock Exchange	2019/03/29	17:25	1.955 EUR	0.00	2

# Company profile

## Company Logo



## Company Profile

-

## Contact Details

QPR SOFTWARE

--

----

Telefon: -

Fax: -

E-mail: -