

GR SILVER MINING LTD.

ISIN: CA36258E1025 WKN: -

Overview

2024/07/26 08:00:47

Price
0.1075 EURDifference  4.88% (0.01)

General attributes

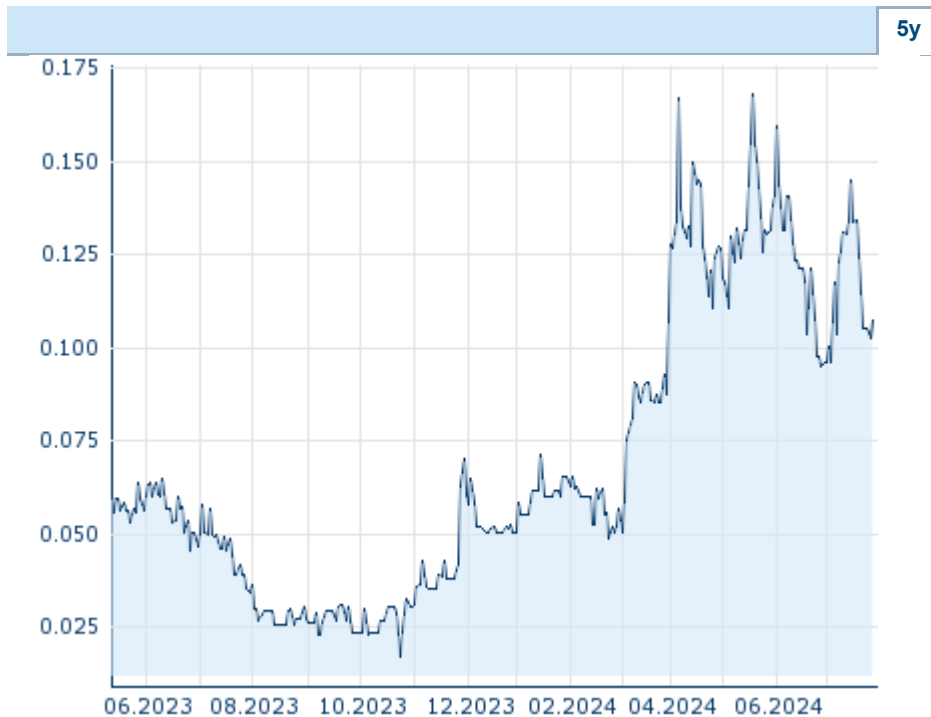
ISIN	CA36258E1025
Symbol	GRSL
Exchange	Munich
Currency	EUR
Sector	Energy / Commodities
Security type	Stock
Market cap (m)	36 EUR
Benchmark	S&P/TSX 60 INDEX

Market data

Bid (Bid size)	-
Ask (Ask size)	-
Open	0.1075 EUR
High	0.1075 EUR
Low	0.1075 EUR
Close (prev. day)	0.1025 EUR
VWAP	0.131 EUR
Volume (pcs)	0
Trading volume	0.00
Number of trades	2
Last size	0

Futures and Options











Related Futures	-
Related Options	-



Information about previous performance does not guarantee future performance.

Source: FactSet

Recent research

on sector		
Date	Headline	Download
2024/07/26	 Equity Weekly	
2024/07/24	 Global Equity Ratings	
2024/07/24	 Aktienempfehlungen Global	
2024/07/15	 Aktienempfehlungen Global	
2024/07/12	 Equity Weekly	

Details

2024/07/26 08:00:47

Price

0.1075 EUR

Difference ▲ 4.88% (0.01)

General attributes

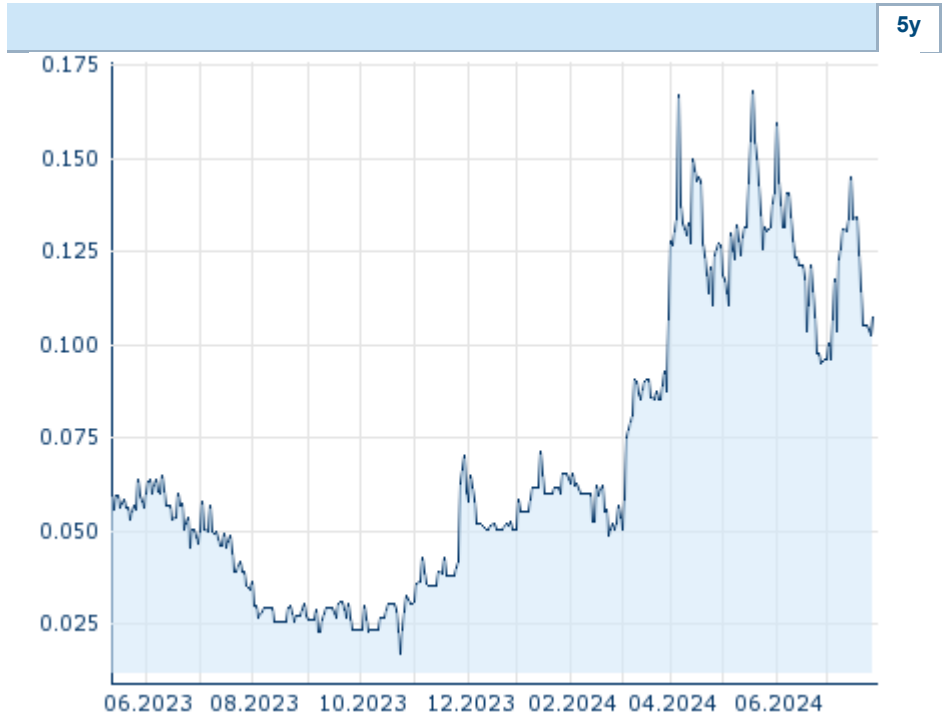
ISIN	CA36258E1025
Symbol	GRSL
Exchange	Munich
Currency	EUR
Sector	Energy / Commodities
Security type	Stock
Market cap (m)	36 EUR
Benchmark	S&P/TSX 60 INDEX

Market data

Bid (Bid size)	-
Ask (Ask size)	-
Open	0.1075 EUR
High	0.1075 EUR
Low	0.1075 EUR
Close (prev. day)	0.1025 EUR
VWAP	0.131 EUR
Volume (pcs)	0
Trading volume	0.00
Number of trades	2
Last size	0

Performance and Risk

	6m	1y	3y
Perf (%)	+78.57%	+175.64%	-
Perf (abs.)	+0.05	+0.07	-
Beta	2.89	1.81	1.43
Volatility	130.33	149.21	-



Price data

Ø price 5 days Ø volume 5 days (pcs.)	0.1048 EUR (0)
Ø price 30 days Ø volume 30 days (pcs.)	0.1134 EUR (836)
Ø price 100 days Ø volume 100 days (pcs.)	0.1195 EUR (2,838)
Ø price 250 days Ø volume 250 days (pcs.)	0.0731 EUR (2,938)
YTD High date	0.1680 EUR (2024/05/20)
YTD Low date	0.0488 EUR (2024/02/23)
52 Weeks High date	0.1680 EUR (2024/05/20)
52 Weeks Low date	0.0170 EUR (2023/10/24)

All listings for GR SILVER MINING LTD.

Exchange ⊕	Date	Time	Price	Trading volume (mio.)	Number of trades
Tradegate	2024/07/26	22:02	0.113 EUR	0.00	1
TSX Venture Exchange	2024/07/26	21:59	0.17 CAD	0.05	59
Stuttgart	2024/07/26	11:05	0.1075 EUR	0.00	5
Munich	2024/07/26	08:00	0.1075 EUR	0.00	2
Frankfurt	2024/07/26	08:05	0.1005 EUR	0.00	1

	26					
FINRA other OTC Issues	2024/07/26	21:57	0.1251 USD	0.02		43
Berlin	2024/07/26	20:48	0.113 EUR	0.00		20

Company profile

Company Logo



Company Profile

-

Contact Details

GR SILVER MINING

--

Telefon: -

Fax: -

E-mail: -