

DSM-FIRMENICH AG

ISIN: **CH1216478797** WKN: -

Overview

2024/08/22 21:40:20

Price
131.50 USD

Difference  4.18% (5.28)

General attributes

ISIN	CH1216478797
Symbol	DSFIR
Exchange	FINRA other OTC Issues
Currency	USD
Sector	Chemical / Pharmaceutical / Health
Security type	Stock
Market cap (m)	31,051 EUR
Benchmark	SWISS MARKET INDEX

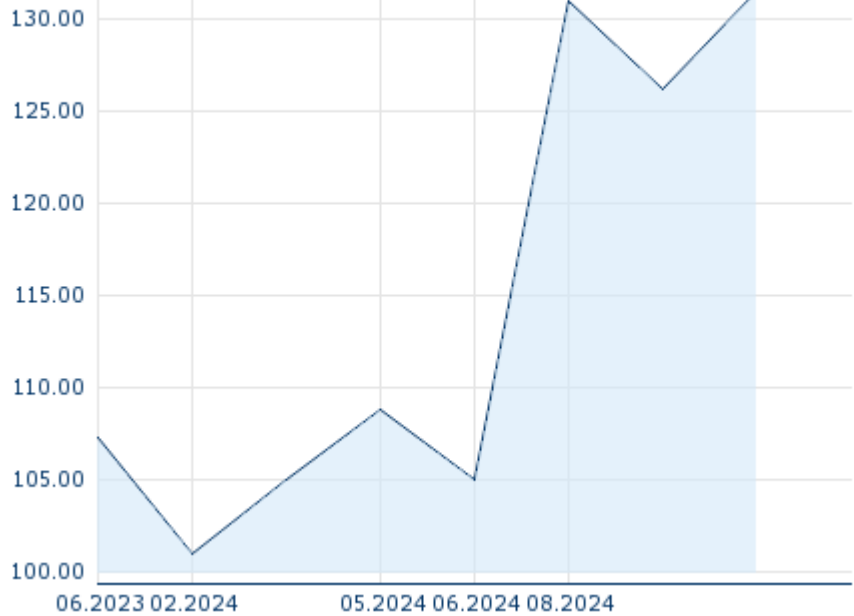
Market data

Bid (Bid size)	-
Ask (Ask size)	-
Open	131.75 USD
High	131.75 USD
Low	131.50 USD
Close (prev. day)	126.225 USD
VWAP	132.6898 USD
Volume (pcs)	4,524
Trading volume	594,956.00
Number of trades	4
Last size	2,162

Futures and Options


Related Futures	39
Related Options	-

5y



Information about previous performance does not guarantee future performance.
Source: FactSet

Recent research

on sector		on market	
Date		Headline	Download
2024/09/13		Equity Weekly	
2024/09/11		Global Equity Ratings	
2024/09/11		Aktienempfehlungen Global	
2024/09/09		Aktienempfehlungen Österreich	
2024/09/05		Global Equity Ratings	

Details

2024/08/22 21:40:20

Price

131.50 USD

Difference ▲ 4.18% (5.28)

General attributes

ISIN	CH1216478797
Symbol	DSFIR
Exchange	FINRA other OTC Issues
Currency	USD
Sector	Chemical / Pharmaceutical / Health
Security type	Stock
Market cap (m)	31,051 EUR
Benchmark	SWISS MARKET INDEX

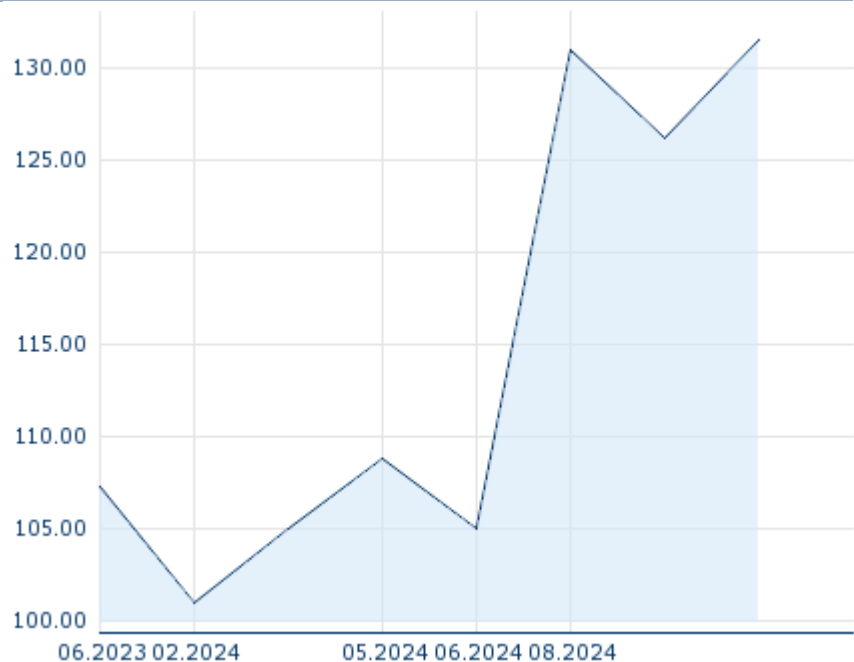
Market data

Bid (Bid size)	-
Ask (Ask size)	-
Open	131.75 USD
High	131.75 USD
Low	131.50 USD
Close (prev. day)	126.225 USD
VWAP	132.6898 USD
Volume (pcs)	4,524
Trading volume	594,956.00
Number of trades	4
Last size	2,162

Performance and Risk

	6m	1y	3y
Perf (%)	-	-	-
Perf (abs.)	-	-	-
Beta	-	-	-
Volatility	8.50	7.14	-

5y



Information about previous performance does not guarantee future performance.
Source: FactSet

Price data

Ø price 5 days Ø volume 5 days (pcs.)	- USD (7)
Ø price 30 days Ø volume 30 days (pcs.)	129.56 USD (242)
Ø price 100 days Ø volume 100 days (pcs.)	120.50 USD (123)
Ø price 250 days Ø volume 250 days (pcs.)	115.50 USD (82)
YTD High date	131.75 USD (2024/08/22)
YTD Low date	101.00 USD (2024/02/02)
52 Weeks High date	131.75 USD (2024/08/22)
52 Weeks Low date	101.00 USD (2024/02/02)

All listings for DSM-FIRMENICH AG

Exchange	Date	Time	Price	Trading volume (mio.)	Number of trades
Vienna Stock Exchange	2024/09/18	15:30	118.85 EUR	0.00	4
Tradegate	2024/09/18	16:43	117.30 EUR	0.04	7
Stuttgart	2024/09/18	15:31	117.85 EUR	0.00	10
Munich	2024/09/18	17:26	116.30 EUR	0.00	2

London Stock Exchange European Trade Reporting	2024/ 09/18	17:12	117.2025	EUR	0.01	2
Hamburg	2024/ 09/18	17:25	117.10	EUR	0.00	2
Frankfurt	2024/ 09/18	15:29	118.45	EUR	0.01	4
FINRA other OTC Issues	2024/ 08/22	21:40	131.50	USD	0.59	4
Euronext Amsterdam	2024/ 09/18	17:35	117.05	EUR	49.53	3,175
Duesseldorf	2024/ 09/18	08:12	117.10	EUR	0.00	1
Berlin	2024/ 09/18	08:13	118.15	EUR	0.00	1

Company profile

Company Logo

Contact Details

DSM-FIRMENICH AG

--

Wurmisweg 576 - 4303 Kaiseraugst

Telefon: +41-61-815-17-26

Fax: +

E-mail: dsm-firmenich.contact@dsm.com

Company Profile

-

Members of Management Board

Dimitri de Vreeze Chairman of Managing Board

Katharina Stenholm Member of Executive Committee

Sarah Reisinger Member of Executive Committee

Emmanuel Butstraen Member of Executive Committee

Ilaria Resta Member of Executive Committee

Ipek Ozsuer Member of Executive Committee

Jane Sinclair Member of Executive Committee

Mieke van de Capelle Member of Executive Committee

Ralf Schmeitz Member of Executive Committee

Board of directors

Antoine Firmenich Member of the administrative board

Sze Cotte-Tan Member of the administrative board

André Pometta Member of the administrative board

Carla M. C. Mahieu Member of the administrative board

Corien M. Wortmann-Kool Member of the administrative board

Erica L. Mann Member of the administrative board

Frits Dirk van Paasschen Member of the administrative board

John Ramsay Member of the administrative board

Patrick Firmenich Member of the administrative board

Richard Ridinger Member of the administrative board

Thomas Leysen Chairman of the administrative board