

## O'REILLY AUTOMOTIVE INC.

ISIN: **US67103H1077** WKN: **67103H107**

## Overview

2024/10/18 08:10:35

Price  
1,106.00 EURDifference  0.64% (7.00)

## General attributes

ISIN	US67103H1077
Symbol	ORLY
Exchange	Duesseldorf
Currency	EUR
Sector	Commerce
Security type	Stock
Market cap (m)	64,866 EUR
Benchmark	S&P 500

## Market data

Bid (Bid size)	-
Ask (Ask size)	-
Open	1,106.00 EUR
High	1,106.00 EUR
Low	1,106.00 EUR
Close (prev. day)	1,099.00 EUR
VWAP	-
Volume (pcs)	0
Trading volume	0.00
Number of trades	3
Last size	0

## Futures and Options











Related Futures	-
Related Options	-

5y



Information about previous performance does not guarantee future performance.  
Source: FactSet

## Recent research

on sector		on market	
Date		Headline	Download
2024/09/27		Global Equity Ratings	
2024/09/27		Aktienempfehlungen Global	
2024/09/11		Global Equity Ratings	
2024/09/11		Aktienempfehlungen Global	
2024/09/05		Global Equity Ratings	

## Details

2024/10/18 08:10:35

## Price

1,106.00 EUR

Difference ▲ 0.64% (7.00)

## General attributes

ISIN	US67103H1077
Symbol	ORLY
Exchange	Duesseldorf
Currency	EUR
Sector	Commerce
Security type	Stock
Market cap (m)	64,866 EUR
Benchmark	S&P 500

## Market data

Bid (Bid size)	-
Ask (Ask size)	-
Open	1,106.00 EUR
High	1,106.00 EUR
Low	1,106.00 EUR
Close (prev. day)	1,099.00 EUR
VWAP	-
Volume (pcs)	0
Trading volume	0.00
Number of trades	3
Last size	0

## Performance and Risk

	6m	1y	3y
Perf (%)	+7.74%	+24.52%	+101.68%
Perf (abs.)	+79.50	+217.80	+557.60
Beta	0.25	0.27	0.52
Volatility	22.87	22.64	24.12

5y



Information about previous performance does not guarantee future performance.  
Source: FactSet

## Price data

Ø price 5 days   Ø volume 5 days (pcs.)	1,095.00 EUR (0)
Ø price 30 days   Ø volume 30 days (pcs.)	1,036.67 EUR (0)
Ø price 100 days   Ø volume 100 days (pcs.)	995.96 EUR (0)
Ø price 250 days   Ø volume 250 days (pcs.)	962.46 EUR (0)
YTD High   date	1,106.00 EUR (2024/10/18)
YTD Low   date	842.00 EUR (2024/01/08)
52 Weeks High   date	1,106.00 EUR (2024/10/18)
52 Weeks Low   date	814.20 EUR (2023/10/25)

## Arbitrage views

Exchange <span>⊕</span>	Date	Time	Price	Trading volume (mio.)	Number of trades
Vienna Stock Exchange	2024/10/18	17:32	1,117.50 EUR	0.00	5
Tradegate	2024/10/18	22:26	1,114.50 EUR	0.03	8
Stuttgart	2024/10/18	21:31	1,112.00 EUR	0.00	4
Nasdaq	2024/10/18	22:00	1,210.96 USD	275.15	12,257
Munich	2024/10/18	08:01	1,108.00 EUR	0.00	2

	18						
London Stock Exchange	2023/12/28	15:49	944.20 USD	0.07		1	
Hanover	2024/10/18	17:25	1,115.00 EUR	0.00		4	
Hamburg	2024/10/18	17:25	1,116.00 EUR	0.00		4	
Frankfurt	2024/10/18	08:20	1,106.50 EUR	0.00		2	
Duesseldorf	2024/10/18	08:10	1,106.00 EUR	0.00		3	
Berlin	2024/10/18	08:08	1,106.50 EUR	0.00		2	

## Company profile

### Company Logo



### Contact Details

O'REILLY AUTOMOTIVE INC.

--

233 South Patterson Avenue - 65802-2298  
Springfield

Telefon: +1-417-862-6708

Fax: +1-417-863-2242

E-mail: [support@oreillyauto.com](mailto:support@oreillyauto.com)

### Company Profile

-

#### Members of Management Board

Gregory Henslee Chairman of Board of Directors

Andrea Weiss Member of Board of Directors

Dana Perlman Member of Board of Directors

David O'Reilly Member of Board of Directors

Fred Whitfield Member of Board of Directors

Gregory Johnson Member of Board of Directors

John Murphy Member of Board of Directors

Lawrence O'Reilly Member of Board of Directors

Maria Sastre Member of Board of Directors

Thomas Hendrickson Member of Board of Directors

Brad W. Beckham Member of Executive Committee

Brent Kirby Member of Executive Committee

David E. O'Reilly Member of Executive Committee

Doug Bragg Member of Executive Committee

Greg L. Henslee Member of Executive Committee

Jeremy Fletcher Member of Executive Committee