

IDEXX LABORATORIES INC.

ISIN: **US45168D1046** WKN: **45168D104**

Overview

2024/08/16 17:35:58

Price

445.00 EUR

Difference  0.77% (3.40)

General attributes

ISIN US45168D1046

Symbol IDXX

Exchange Xetra

Currency EUR

Sector Chemical / Pharmaceutical / Health

Security type Stock

Market cap (m) 36,924 EUR

Benchmark S&P 500

Market data

Bid (Bid size) -

Ask (Ask size) -

Open 445.00 EUR

High 445.00 EUR

Low 445.00 EUR

Close (prev. day) 441.60 EUR

VWAP 414.00 EUR

Volume (pcs) 0

Trading volume 0.00

Number of trades 2

Last size 0

Futures and Options

Related Futures -

Related Options -








5y



Information about previous performance does not guarantee future performance.

Source: FactSet

Recent research

on sector		on market	
Date		Headline	Download
2024/08/16		Equity Weekly	
2024/08/13		Aktienempfehlungen Österreich	
2024/08/12		Global Equity Ratings	
2024/08/12		Aktienempfehlungen Global	
2024/08/09		Equity Weekly	

Details

2024/08/16 17:35:58

Price

445.00 EUR

Difference ▲ 0.77% (3.40)

General attributes

ISIN US45168D1046

Symbol IDXX

Exchange Xetra

Currency EUR

Sector Chemical / Pharmaceutical / Health

Security type Stock

Market cap (m) 36,924 EUR

Benchmark S&P 500

Market data

Bid (Bid size) -

Ask (Ask size) -

Open 445.00 EUR

High 445.00 EUR

Low 445.00 EUR

Close (prev. day) 441.60 EUR

VWAP 414.00 EUR

Volume (pcs) 0

Trading volume 0.00

Number of trades 2

Last size 0

Performance and Risk

	6m	1y	3y
Perf (%)	-14.75%	-4.49%	-
Perf (abs.)	-77.00	-20.90	-
Beta	1.11	1.30	1.27
Volatility	30.05	35.67	-

5y



Information about previous performance does not guarantee future performance.
Source: FactSet

Price data

Ø price 5 days Ø volume 5 days (pcs.)	442.48 EUR (0)
Ø price 30 days Ø volume 30 days (pcs.)	439.85 EUR (13)
Ø price 100 days Ø volume 100 days (pcs.)	459.03 EUR (13)
Ø price 250 days Ø volume 250 days (pcs.)	462.76 EUR (13)
YTD High date	535.60 EUR (2024/03/01)
YTD Low date	410.00 EUR (2024/08/05)
52 Weeks High date	535.60 EUR (2024/03/01)
52 Weeks Low date	349.20 EUR (2023/11/01)

All listings for IDEXX LABORATORIES INC.

Exchange ⊕	Date	Time	Price	Trading volume (mio.)	Number of trades
Xetra	2024/08/16	17:35	445.00 EUR	0.00	2
Vienna Stock Exchange	2024/08/16	17:32	445.00 EUR	0.00	5
Tradegate	2024/08/16	22:26	446.50 EUR	0.05	11
Stuttgart	2024/08/16	08:04	441.30 EUR	0.00	3
Nasdaq	2024/08/16	22:00	492.26 USD	289.81	18,222

	16						
Munich	2024/08/16	08:07	441.10	EUR	0.00		2
London Stock Exchange	2024/08/06	15:00	455.08	USD	9.10		1
Hanover	2024/08/16	08:01	441.10	EUR	0.00		3
Frankfurt	2024/08/16	08:04	441.10	EUR	0.00		2
Duesseldorf	2024/08/16	19:31	447.90	EUR	0.00		6
Berlin	2024/08/16	08:08	441.10	EUR	0.00		3

Company profile

Company Logo



Contact Details

IDEXX LABORATORIES INC.

--

One IDEXX Drive - 04092-2040 Westbrook

Telefon: +1-207-556-0300

Fax: +1-207-556-4346

E-mail: -

Company Profile

-

Members of Management Board

Lawrence Kingsley Chairman of Board of Directors

Asha Collins Member of Board of Directors

Sophie Vandebroek Member of Board of Directors

Stuart Essig Member of Board of Directors

Bruce Claflin Member of Board of Directors

Daniel Junius Member of Board of Directors

Irene Britt Member of Board of Directors

Jonathan Ayers Member of Board of Directors

M. Szostak Member of Board of Directors

Sam Samad Member of Board of Directors

Jay Mazelsky Chairman of Managing Board

Brian P. McKeon Member of Executive Committee

James F. Polewaczyk Member of Executive Committee

Ken Grady Member of Executive Committee

Martin Smith Member of Executive Committee

Michael P. Johnson Member of Executive Committee