

OX2 AB

ISIN: SE0016075337

WKN: -

Overview

2024/07/24 12:41:35

Price
5.04 EURDifference  -0.30% (-0.02)

General attributes

ISIN	SE0016075337
Symbol	OX2
Exchange	Stuttgart
Currency	EUR
Sector	Energy / Commodities
Security type	Stock
Market cap (m)	1,385 EUR
Benchmark	OMX STOCKHOLM 30 INDEX

Market data

Bid (Bid size)	5.055 EUR (2,200)
Ask (Ask size)	5.095 EUR (2,200)
Open	5.03 EUR
High	5.04 EUR
Low	5.03 EUR
Close (prev. day)	5.055 EUR
VWAP	-
Volume (pcs)	0
Trading volume	0.00
Number of trades	3
Last size	0

Futures and Options











Related Futures	1
Related Options	-

5y



Information about previous performance does not guarantee future performance.
Source: FactSet

Recent research

on sector			
Date		Headline	Download
2024/07/24		Global Equity Ratings	
2024/07/24		Aktienempfehlungen Global	
2024/07/15		Aktienempfehlungen Global	
2024/07/12		Equity Weekly	
2024/07/12		Global Equity Ratings	

Details

2024/07/24 12:41:35

Price

5.04 EUR

Difference ▼ -0.30% (-0.02)

General attributes

ISIN	SE0016075337
Symbol	OX2
Exchange	Stuttgart
Currency	EUR
Sector	Energy / Commodities
Security type	Stock
Market cap (m)	1,385 EUR
Benchmark	OMX STOCKHOLM 30 INDEX

Market data

Bid (Bid size)	5.055 EUR (2,200)
Ask (Ask size)	5.095 EUR (2,200)
Open	5.03 EUR
High	5.04 EUR
Low	5.03 EUR
Close (prev. day)	5.055 EUR
VWAP	-
Volume (pcs)	0
Trading volume	0.00
Number of trades	3
Last size	0

Performance and Risk

	6m	1y	3y
Perf (%)	-1.37%	-24.10%	-
Perf (abs.)	-0.07	-1.61	-
Beta	0.39	1.16	0.96
Volatility	63.35	57.92	-

5y



Information about previous performance does not guarantee future performance.
Source: FactSet

Price data

Ø price 5 days Ø volume 5 days (pcs.)	5.10 EUR (0)
Ø price 30 days Ø volume 30 days (pcs.)	5.20 EUR (0)
Ø price 100 days Ø volume 100 days (pcs.)	4.58 EUR (36)
Ø price 250 days Ø volume 250 days (pcs.)	4.46 EUR (32)
YTD High date	5.30 EUR (2024/06/19)
YTD Low date	3.22 EUR (2024/04/26)
52 Weeks High date	6.10 EUR (2023/07/24)
52 Weeks Low date	3.22 EUR (2024/04/26)

All listings for OX2 AB

Exchange ⊕	Date	Time	Price	Trading volume (mio.)	Number of trades
Tradegate	2024/07/23	22:26	5.07 EUR	0.00	1
Stuttgart	2024/07/24	12:41	5.04 EUR	0.00	3
Nasdaq Stockholm	2024/07/24	17:22	59.30 SEK	16.34	304
Munich	2024/07/24	08:10	5.06 EUR	0.00	1
Frankfurt	2024/07/24	08:18	5.04 EUR	0.00	1

	24					
Duesseldorf	2024/07/ 24	16:32	5.03	EUR	0.00	4
Berlin	2024/07/ 24	08:13	5.035	EUR	0.00	1

Company profile

Company Logo



Company Profile

-

Contact Details

OX2 AB

--

Telefon: -

Fax: -

E-mail: -