

## KEMPOWER OYJ

ISIN: **FI4000513593** WKN: -

## Overview

2024/09/13 14:28:08

Price  
10.06 EURDifference  -0.59% (-0.06)

## General attributes

ISIN FI4000513593  
 Symbol KEMPOWR  
 Exchange Stuttgart  
 Currency EUR  
 Sector Automotive  
 Security type Stock  
 Market cap (m) 572 EUR  
 Benchmark OMX HELSINKI 25

## Market data

Bid (Bid size) - (0)  
 Ask (Ask size) - (0)  
 Open 10.07 EUR  
 High 10.26 EUR  
 Low 10.04 EUR  
 Close (prev. day) 10.12 EUR  
 VWAP -  
 Volume (pcs) 0  
 Trading volume 0.00  
 Number of trades 9  
 Last size 0

## Futures and Options




Related Futures -  
 Related Options -

5y



Information about previous performance does not guarantee future performance.  
 Source: FactSet

## Recent research

on sector		on market	
Date		Headline	Download
2024/09/11		Global Equity Ratings	
2024/09/11		Aktienempfehlungen Global	
2024/09/09		Aktienempfehlungen Österreich	
2024/09/05		Global Equity Ratings	
2024/09/05		Aktienempfehlungen Global	

## Details

2024/09/13 14:28:08

## Price

10.06 EUR

Difference ▼ -0.59% (-0.06)

## General attributes

ISIN	FI4000513593
Symbol	KEMPOWR
Exchange	Stuttgart
Currency	EUR
Sector	Automotive
Security type	Stock
Market cap (m)	572 EUR
Benchmark	OMX HELSINKI 25

## Market data

Bid (Bid size)	- (0)
Ask (Ask size)	- (0)
Open	10.07 EUR
High	10.26 EUR
Low	10.04 EUR
Close (prev. day)	10.12 EUR
VWAP	-
Volume (pcs)	0
Trading volume	0.00
Number of trades	9
Last size	0

## Performance and Risk

	6m	1y	3y
Perf (%)	-53.12%	-77.99%	-
Perf (abs.)	-11.40	-35.64	-
Beta	-	-	-
Volatility	72.56	69.21	-

5y



Information about previous performance does not guarantee future performance.  
Source: FactSet

## Price data

Ø price 5 days   Ø volume 5 days (pcs.)	10.10 EUR (0)
Ø price 30 days   Ø volume 30 days (pcs.)	12.37 EUR (1)
Ø price 100 days   Ø volume 100 days (pcs.)	18.27 EUR (1)
Ø price 250 days   Ø volume 250 days (pcs.)	24.86 EUR (6)
YTD High   date	31.82 EUR (2024/01/02)
YTD Low   date	9.89 EUR (2024/09/12)
52 Weeks High   date	54.15 EUR (2023/10/13)
52 Weeks Low   date	9.89 EUR (2024/09/12)

## All listings for KEMPOWER OYJ

Exchange	Date	Time	Price	Trading volume (mio.)	Number of trades
Tradegate	2024/09/13	22:26	10.31 EUR	0.00	3
Stuttgart	2024/09/13	14:28	10.06 EUR	0.00	9
Nasdaq Helsinki	2024/09/13	18:00	10.29 EUR	0.65	772
Munich	2024/09/13	08:07	10.05 EUR	0.00	2

London Stock Exchange European Trade Reporting	2024/ 08/29	14:54	12.2977 EUR	0.02	1
Frankfurt	2024/ 09/13	09:12	10.22 EUR	0.00	1
Duesseldorf	2024/ 09/13	08:12	10.04 EUR	0.00	3
Berlin	2024/ 09/13	21:43	10.28 EUR	0.00	19

## Company profile

### Company Logo



### Company Profile

-

### Contact Details

KEMPOWER

--

Ala-Okeroistentie 29 15700 Lahti

Telefon: +358 29 0021900

Fax: -

E-mail: [info@kempower.com](mailto:info@kempower.com)