

O'REILLY AUTOMOTIVE INC.

ISIN: US67103H1077 WKN: 67103H107

Overview

2024/08/16 08:08:32

Price

1,014.50 EUR

Difference  -0.98% (-10.00)

General attributes

| | |
|----------------|--------------|
| ISIN | US67103H1077 |
| Symbol | ORLY |
| Exchange | Berlin |
| Currency | EUR |
| Sector | Commerce |
| Security type | Stock |
| Market cap (m) | 59,182 EUR |
| Benchmark | S&P 500 |

Market data

| | |
|-------------------|------------------|
| Bid (Bid size) | 1,013.50 EUR (9) |
| Ask (Ask size) | 1,018.00 EUR (9) |
| Open | 1,014.50 EUR |
| High | 1,014.50 EUR |
| Low | 1,014.50 EUR |
| Close (prev. day) | 1,024.50 EUR |
| VWAP | - |
| Volume (pcs) | 0 |
| Trading volume | 0.00 |
| Number of trades | 3 |
| Last size | 0 |

Futures and Options











| | |
|-----------------|---|
| Related Futures | - |
| Related Options | - |

5y



Information about previous performance does not guarantee future performance.
Source: FactSet

Recent research

| on sector | | on market | |
|------------|---|---------------------------|---|
| Date | | Headline | Download |
| 2024/08/12 |  | Global Equity Ratings |  |
| 2024/08/12 |  | Aktienempfehlungen Global |  |
| 2024/07/24 |  | Global Equity Ratings |  |
| 2024/07/24 |  | Aktienempfehlungen Global |  |
| 2024/07/15 |  | Aktienempfehlungen Global |  |

Details

2024/08/16 08:08:32

Price

1,014.50 EUR

Difference ▼ -0.98% (-10.00)

General attributes

| | |
|----------------|--------------|
| ISIN | US67103H1077 |
| Symbol | ORLY |
| Exchange | Berlin |
| Currency | EUR |
| Sector | Commerce |
| Security type | Stock |
| Market cap (m) | 59,182 EUR |
| Benchmark | S&P 500 |

Market data

| | |
|-------------------|------------------|
| Bid (Bid size) | 1,013.50 EUR (9) |
| Ask (Ask size) | 1,018.00 EUR (9) |
| Open | 1,014.50 EUR |
| High | 1,014.50 EUR |
| Low | 1,014.50 EUR |
| Close (prev. day) | 1,024.50 EUR |
| VWAP | - |
| Volume (pcs) | 0 |
| Trading volume | 0.00 |
| Number of trades | 3 |
| Last size | 0 |

Performance and Risk

| | 6m | 1y | 3y |
|-------------|--------|---------|----------|
| Perf (%) | +4.33% | +16.93% | +102.09% |
| Perf (abs.) | +42.10 | +146.90 | +512.50 |
| Beta | 0.37 | 0.40 | 0.54 |
| Volatility | 24.62 | 23.50 | 25.81 |

5y



Information about previous performance does not guarantee future performance.
Source: FactSet

Price data

| | |
|---|---------------------------|
| Ø price 5 days Ø volume 5 days (pcs.) | 1,019.90 EUR (0) |
| Ø price 30 days Ø volume 30 days (pcs.) | 988.22 EUR (0) |
| Ø price 100 days Ø volume 100 days (pcs.) | 969.57 EUR (0) |
| Ø price 250 days Ø volume 250 days (pcs.) | 933.18 EUR (0) |
| YTD High date | 1,075.00 EUR (2024/03/25) |
| YTD Low date | 842.00 EUR (2024/01/08) |
| 52 Weeks High date | 1,075.00 EUR (2024/03/25) |
| 52 Weeks Low date | 815.80 EUR (2023/10/25) |

Arbitrage views

| Exchange ⊕ | Date | Time | Price | Trading volume (mio.) | Number of trades |
|-------------------------|------------|-------|--------------|-----------------------|------------------|
| Vienna Stock Exchange | 2024/08/16 | 17:32 | 1,020.00 EUR | 0.00 | 5 |
| Tradegate | 2024/08/16 | 22:26 | 1,016.00 EUR | 0.04 | 7 |
| Stuttgart | 2024/08/16 | 18:44 | 1,020.50 EUR | 0.00 | 4 |
| Nasdaq | 2024/08/16 | 22:00 | 1,119.52 USD | 294.83 | 13,641 |
| Munich | 2024/08/16 | 08:08 | 1,022.00 EUR | 0.00 | 2 |

| | | | | | | | |
|-----------------------|------------|-------|--------------|------|--|---|--|
| | 16 | | | | | | |
| London Stock Exchange | 2023/12/28 | 15:49 | 944.20 USD | 0.07 | | 1 | |
| Hanover | 2024/08/16 | 08:01 | 1,014.50 EUR | 0.00 | | 3 | |
| Hamburg | 2024/08/16 | 08:01 | 1,014.50 EUR | 0.00 | | 3 | |
| Frankfurt | 2024/08/16 | 08:20 | 1,014.50 EUR | 0.00 | | 2 | |
| Duesseldorf | 2024/08/16 | 08:10 | 1,014.00 EUR | 0.00 | | 2 | |
| Berlin | 2024/08/16 | 08:08 | 1,014.50 EUR | 0.00 | | 3 | |

Company profile

Company Logo



Contact Details

O'REILLY AUTOMOTIVE INC.

--

233 South Patterson Avenue - 65802-2298
Springfield

Telefon: +1-417-862-6708

Fax: +1-417-863-2242

E-mail: support@oreillyauto.com

Company Profile

-

Members of Management Board

Gregory Henslee Chairman of Board of Directors

Andrea Weiss Member of Board of Directors

Dana Perlman Member of Board of Directors

David O'Reilly Member of Board of Directors

Fred Whitfield Member of Board of Directors

Gregory Johnson Member of Board of Directors

John Murphy Member of Board of Directors

Lawrence O'Reilly Member of Board of Directors

Maria Sastre Member of Board of Directors

Thomas Hendrickson Member of Board of Directors

Brad W. Beckham Member of Executive Committee

Brent Kirby Member of Executive Committee

David E. O'Reilly Member of Executive Committee

Doug Bragg Member of Executive Committee

Greg L. Henslee Member of Executive Committee

Jeremy Fletcher Member of Executive Committee