

# TOTAL ENERG.SE STOCK TRACKING FUTURE (1TOT) - EUX/202405

2024/05/15 18:24:21

**Price**  
**67.4849** EUR

**Difference**  **-1.26% (-0.86)**

### General attributes

Symbol	1TOTK24
Exchange	Eurex
Currency	EUR
Security type	Future
Underlying	TOTALENERGIES SE
Maturity	05-2024
Contract size	100

### Market data

Bid (Bid size)	- EUR (-)
Ask (Ask size)	- EUR (-)
Open	67.4849 EUR
High	67.4849 EUR
Low	67.4849 EUR
Close (prev. day)	68.3426 EUR
Underlying	TOTALENERGIES SE
Underlying price (date)	66.46 (24/05/16)
Settlement price (date)	67.48 (24/05/15)
Open Interest	0

### Performance and Risk

	6m	1y	3y
Perf (%)	+5.21%	+15.62%	-
Perf (abs.)	+3.34	+9.12	-
Beta	-	-	-
Volatility	18.06	19.62	-

### Futures and Options

Related Futures	-
Related Options	-










Information about previous performance does not guarantee future performance.  
Source: FactSet

### Price data

Ø price 5 days   Ø volume 5 days (pcs.)	68.3500 EUR (0)
Ø price 30 days   Ø volume 30 days (pcs.)	67.9712 EUR (0)
Ø price 100 days   Ø volume 100 days (pcs.)	63.3078 EUR (0)
Ø price 250 days   Ø volume 250 days (pcs.)	61.4647 EUR (0)
YTD High   date	69.6377 EUR (2024/04/26)
YTD Low   date	58.5833 EUR (2024/01/22)
52 Weeks High   date	69.6377 EUR (2024/04/26)
52 Weeks Low   date	52.6347 EUR (2023/07/06)

### Recent Research

on underlying	on sector	on market	
Date		Headline	Download
2024/04/26		Global Equity Ratings	
2024/04/26		Aktienempfehlungen Global	
2024/04/03		Global Equity Ratings	
2024/04/03		Aktienempfehlungen Global	
2024/03/13		Global Equity Ratings	