

SIEMENS AG FUTURE (SIEH) - EUX/202405

2024/05/17 18:55:58

Price
172.56 EUR
 Difference  -1.41% (-2.46)

General attributes	
Symbol	SIEHK24
Exchange	Eurex
Currency	EUR
Security type	Future
Underlying	SIEMENS AG
Maturity	05-2024
Contract size	100

Market data	
Bid (Bid size)	- EUR (-)
Ask (Ask size)	- EUR (-)
Open	172.56 EUR
High	172.56 EUR
Low	172.56 EUR
Close (prev. day)	175.0194 EUR
Underlying	SIEMENS AG
Underlying price (date)	172.56 (24/05/17)
Settlement price (date)	172.56 (24/05/17)
Open Interest	0

Performance and Risk			
	6m	1y	3y
Perf (%)	+19.87%	+15.34%	-
Perf (abs.)	+29.01	+23.28	-
Beta	-	-	-
Volatility	22.09	24.01	-










Futures and Options	
Related Futures	-
Related Options	-



Information about previous performance does not guarantee future performance.
 Source: FactSet

Price data	
Ø price 5 days Ø volume 5 days (pcs.)	184.93 EUR (0)
Ø price 30 days Ø volume 30 days (pcs.)	177.67 EUR (37)
Ø price 100 days Ø volume 100 days (pcs.)	172.66 EUR (11)
Ø price 250 days Ø volume 250 days (pcs.)	156.23 EUR (4)
YTD High date	188.55 EUR (2024/05/10)
YTD Low date	157.14 EUR (2024/01/17)
52 Weeks High date	188.55 EUR (2024/05/10)
52 Weeks Low date	120.28 EUR (2023/10/26)

Recent Research

on underlying	on sector	on market	
Date		Headline	Download
2024/04/26		Global Equity Ratings	
2024/04/26		Aktienempfehlungen Global	
2024/04/03		Global Equity Ratings	
2024/04/03		Aktienempfehlungen Global	
2024/03/13		Global Equity Ratings	