

SIEMENS AG FUTURE (SIEH) - EUX/202405

2024/05/02 18:24:07	
Price	175.4809 EUR
Difference	 -0.42% (-0.74)
General attributes	
Symbol	SIEHK24
Exchange	Eurex
Currency	EUR
Security type	Future
Underlying	SIEMENS AG
Maturity	05-2024
Contract size	100
Market data	
Bid (Bid size)	- EUR (-)
Ask (Ask size)	- EUR (-)
Open	175.4809 EUR
High	175.4809 EUR
Low	175.4809 EUR
Close (prev. day)	176.2196 EUR
Underlying	SIEMENS AG
Underlying price (date)	175.20 (24/05/02)
Settlement price (date)	175.48 (24/05/02)
Open Interest	1,100

Performance and Risk			
	6m	1y	3y
Perf (%)	+38.48%	+17.37%	-
Perf (abs.)	+48.76	+25.97	-
Beta	-	-	-
Volatility	21.42	22.88	-










Futures and Options	
Related Futures	-
Related Options	-



Information about previous performance does not guarantee future performance.
Source: FactSet

Price data	
Ø price 5 days Ø volume 5 days (pcs.)	176.3643 EUR (0)
Ø price 30 days Ø volume 30 days (pcs.)	175.5354 EUR (37)
Ø price 100 days Ø volume 100 days (pcs.)	170.7495 EUR (11)
Ø price 250 days Ø volume 250 days (pcs.)	155.1453 EUR (4)
YTD High date	186.2250 EUR (2024/03/15)
YTD Low date	157.1368 EUR (2024/01/17)
52 Weeks High date	186.2250 EUR (2024/03/15)
52 Weeks Low date	120.2756 EUR (2023/10/26)

Recent Research

on underlying on sector on market			
Date		Headline	Download
2024/04/26		Global Equity Ratings	
2024/04/26		Aktienempfehlungen Global	
2024/04/03		Global Equity Ratings	
2024/04/03		Aktienempfehlungen Global	
2024/03/13		Global Equity Ratings	