

## SIEMENS AG FUTURE (SIEH) - EUX/202405

2024/04/30 18:39:55

Price  
**176.2196** EURDifference  -0.99% (-1.76)

## General attributes

Symbol	SIEHK24
Exchange	Eurex
Currency	EUR
Security type	Future
Underlying	SIEMENS AG
Maturity	05-2024
Contract size	100

## Market data

Bid (Bid size)	- EUR (-)
Ask (Ask size)	- EUR (-)
Open	176.2196 EUR
High	176.2196 EUR
Low	176.2196 EUR
Close (prev. day)	177.9845 EUR
Underlying	SIEMENS AG
Underlying price (date)	175.90 (24/04/30)
Settlement price (date)	176.22 (24/04/30)
Open Interest	1,100

## Performance and Risk

	6m	1y	3y
Perf (%)	+43.53%	+16.48%	-
Perf (abs.)	+53.44	+24.93	-
Beta	-	-	-
Volatility	21.33	22.92	-

## Futures and Options

Related Futures	-
Related Options	-












Information about previous performance does not guarantee future performance.  
Source: FactSet

## Price data

Ø price 5 days   Ø volume 5 days (pcs.)	176.2825 EUR (0)
Ø price 30 days   Ø volume 30 days (pcs.)	175.8465 EUR (37)
Ø price 100 days   Ø volume 100 days (pcs.)	170.5942 EUR (11)
Ø price 250 days   Ø volume 250 days (pcs.)	155.0485 EUR (4)
YTD High   date	186.2250 EUR (2024/03/15)
YTD Low   date	157.1368 EUR (2024/01/17)
52 Weeks High   date	186.2250 EUR (2024/03/15)
52 Weeks Low   date	120.2756 EUR (2023/10/26)

## Recent Research

on underlying	on sector	on market	
Date		Headline	Download
2024/04/26		Global Equity Ratings	
2024/04/26		Aktienempfehlungen Global	
2024/04/03		Global Equity Ratings	
2024/04/03		Aktienempfehlungen Global	
2024/03/13		Global Equity Ratings	