

# UBS AG FUTURE (UBSJ) - EUX/202405

2024/04/25 18:47:33

Price

**24.502** CHF

Difference  -0.25% (-0.06)

### General attributes

Symbol	UBSJK24
Exchange	Eurex
Currency	CHF
Security type	Future
Underlying	UBS GROUP
Maturity	05-2024
Contract size	100

### Market data

Bid (Bid size)	- CHF (-)
Ask (Ask size)	- CHF (-)
Open	24.502 CHF
High	24.502 CHF
Low	24.502 CHF
Close (prev. day)	24.5631 CHF
Underlying	UBS GROUP
Underlying price (date)	24.96 (24/04/25)
Settlement price (date)	24.50 (24/04/25)
Open Interest	0

### Performance and Risk

	6m	1y	3y
Perf (%)	+16.91%	+35.22%	-
Perf (abs.)	+3.55	+6.40	-
Beta	-	-	-
Volatility	24.17	-	-

### Futures and Options

Related Futures	-
Related Options	-












5y

Information about previous performance does not guarantee future performance.  
Source: FactSet

### Price data

Ø price 5 days   Ø volume 5 days (pcs.)	25.085 CHF (0)
Ø price 30 days   Ø volume 30 days (pcs.)	26.797 CHF (0)
Ø price 100 days   Ø volume 100 days (pcs.)	25.530 CHF (0)
Ø price 250 days   Ø volume 250 days (pcs.)	22.338 CHF (0)
YTD High   date	28.130 CHF (2024/04/04)
YTD Low   date	23.505 CHF (2024/02/07)
52 Weeks High   date	- CHF (-)
52 Weeks Low   date	- CHF (-)

### Recent Research

on underlying	on sector	on market	
Date		Headline	Download
2024/04/03		Global Equity Ratings	
2024/04/03		Aktienempfehlungen Global	
2024/03/13		Global Equity Ratings	
2024/03/13		Aktienempfehlungen Global	
2024/02/22		Aktienempfehlungen Global	