

KERING S.A. FUTURE (PPXH) - EUX/202405

2024/05/15 18:23:52

Price
336.7743 EURDifference  -0.65% (-2.19)

General attributes

Symbol	PPXHK24
Exchange	Eurex
Currency	EUR
Security type	Future
Underlying	KERING S.A.
Maturity	05-2024
Contract size	100

Market data

Bid (Bid size)	- EUR (-)
Ask (Ask size)	- EUR (-)
Open	336.7743 EUR
High	336.7743 EUR
Low	336.7743 EUR
Close (prev. day)	338.962 EUR
Underlying	KERING S.A.
Underlying price (date)	336.70 (24/05/15)
Settlement price (date)	336.77 (24/05/15)
Open Interest	0

Performance and Risk

	6m	1y	3y
Perf (%)	-16.35%	-38.84%	-
Perf (abs.)	-66.27	-215.26	-
Beta	-	-	-
Volatility	33.25	30.05	-

Futures and Options

Related Futures	-
Related Options	-












5y

Information about previous performance does not guarantee future performance.
Source: FactSet

Price data

Ø price 5 days Ø volume 5 days (pcs.)	333.8554 EUR (0)
Ø price 30 days Ø volume 30 days (pcs.)	338.4848 EUR (0)
Ø price 100 days Ø volume 100 days (pcs.)	374.9406 EUR (0)
Ø price 250 days Ø volume 250 days (pcs.)	428.5504 EUR (0)
YTD High date	429.9143 EUR (2024/02/22)
YTD Low date	318.7471 EUR (2024/04/24)
52 Weeks High date	560.3411 EUR (2023/05/15)
52 Weeks Low date	318.7471 EUR (2024/04/24)

Recent Research

on underlying	on sector	on market	
Date		Headline	Download
2024/02/14		Global Equity Ratings	
2024/02/14		Aktienempfehlungen Global	
2024/01/23		Global Equity Ratings	
2024/01/23		Aktienempfehlungen Global	
2023/12/21		Global Equity Ratings	