

# GEBERIT AG FUTURE (GBRI) - EUX/202405

2024/05/16 18:30:42

**Price**  
**565.6229** CHF  
**Difference**  **-0.11% (-0.62)**

**General attributes**

Symbol	GBRIK24
Exchange	Eurex
Currency	CHF
Security type	Future
Underlying	GEBERIT AG
Maturity	05-2024
Contract size	100

**Market data**

Bid (Bid size)	- CHF (-)
Ask (Ask size)	- CHF (-)
Open	565.6229 CHF
High	565.6229 CHF
Low	565.6229 CHF
Close (prev. day)	566.2459 CHF
Underlying	GEBERIT AG
Underlying price (date)	565.60 (24/05/16)
Settlement price (date)	565.62 (24/05/16)
Open Interest	0

**Performance and Risk**

	6m	1y	3y
Perf (%)	+21.87%	+14.70%	-
Perf (abs.)	+101.49	+72.49	-
Beta	-	-	-
Volatility	22.35	24.51	-

**Futures and Options**

Related Futures	-
Related Options	-












Information about previous performance does not guarantee future performance.  
 Source: FactSet

**Price data**

Ø price 5 days   Ø volume 5 days (pcs.)	557.5563 CHF (0)
Ø price 30 days   Ø volume 30 days (pcs.)	512.3626 CHF (53)
Ø price 100 days   Ø volume 100 days (pcs.)	508.8588 CHF (16)
Ø price 250 days   Ø volume 250 days (pcs.)	481.0901 CHF (6)
YTD High   date	566.2459 CHF (2024/05/15)
YTD Low   date	478.5777 CHF (2024/01/18)
52 Weeks High   date	566.2459 CHF (2024/05/15)
52 Weeks Low   date	409.5277 CHF (2023/10/25)

**Recent Research**

on underlying   on sector   on market			
Date		Headline	Download
2022/12/19		Global Equity Ratings	
2022/12/19		Aktienempfehlungen Global	
2022/11/28		Global Equity Ratings	
2022/11/28		Aktienempfehlungen Global	
2022/11/18		Global Equity Ratings	