

GEBERIT AG FUTURE (GBRI) - EUX/202405

2024/04/30 18:39:20

Price
493.9401 CHF

Difference  -1.03% (-5.13)

General attributes

Symbol	GBRIK24
Exchange	Eurex
Currency	CHF
Security type	Future
Underlying	GEBERIT AG
Maturity	05-2024
Contract size	100

Market data

Bid (Bid size)	- CHF (-)
Ask (Ask size)	- CHF (-)
Open	493.9401 CHF
High	493.9401 CHF
Low	493.9401 CHF
Close (prev. day)	499.0656 CHF
Underlying	GEBERIT AG
Underlying price (date)	493.60 (24/04/30)
Settlement price (date)	493.94 (24/04/30)
Open Interest	0

Performance and Risk

	6m	1y	3y
Perf (%)	+19.71%	-2.19%	-
Perf (abs.)	+81.33	-11.07	-
Beta	-	-	-
Volatility	25.91	23.86	-

Futures and Options

Related Futures	-
Related Options	-

5y












Information about previous performance does not guarantee future performance.
Source: FactSet

Price data

Ø price 5 days Ø volume 5 days (pcs.)	492.5232 CHF (0)
Ø price 30 days Ø volume 30 days (pcs.)	506.2074 CHF (53)
Ø price 100 days Ø volume 100 days (pcs.)	506.3006 CHF (16)
Ø price 250 days Ø volume 250 days (pcs.)	479.1026 CHF (6)
YTD High date	536.3753 CHF (2024/03/21)
YTD Low date	478.5777 CHF (2024/01/18)
52 Weeks High date	540.6020 CHF (2023/12/15)
52 Weeks Low date	409.5277 CHF (2023/10/25)

Recent Research

on underlying	on sector	on market	
Date		Headline	Download
2022/12/19		Global Equity Ratings	
2022/12/19		Aktienempfehlungen Global	
2022/11/28		Global Equity Ratings	
2022/11/28		Aktienempfehlungen Global	
2022/11/18		Global Equity Ratings	